


**MQHA 2022 CANADA DAY CLASSIC**

**Youth, Amateur, Open**  
**PATTERN BOOK**



**DAY 1 & 2 PATTERNS**

**JUDGES: Bruce Army & Joe Carter**

**DAY 3&4 PATTERNS**

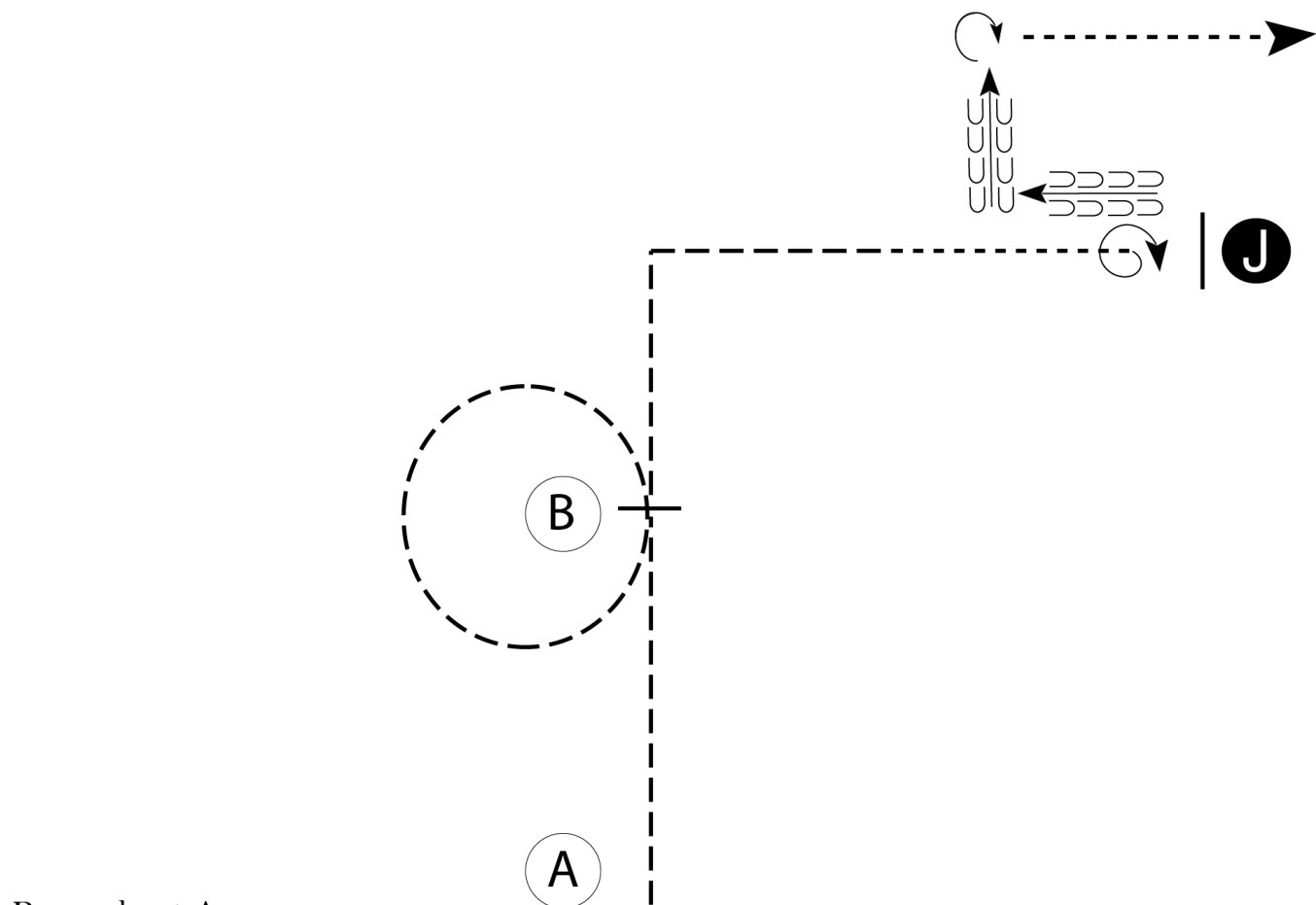
**JUDGES: Sherrye Trafton-Johnson & Michael Bednarek**

**Please print your own patterns – Copies will not be  
available at the show.**

# Canada Day Classic

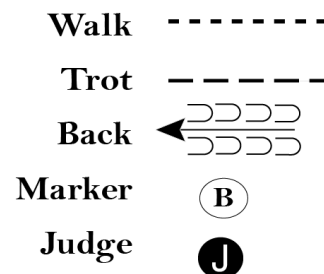
## Showmanship - Amat & Youth

Show Date: July 01, 2022



Be ready at A.

1. Trot from A to B.
2. Trot a circle around B.
3. At B, stop, set up, and hesitate.
4. Trot halfway to the Judge as shown.
5. Walk halfway to Judge.
6. Perform a 360 degree turn and set up for inspection.
7. When dismissed, back an "L" as shown.
8. Perform a 270 degree turn and exit at a walk.



[S/3-106]

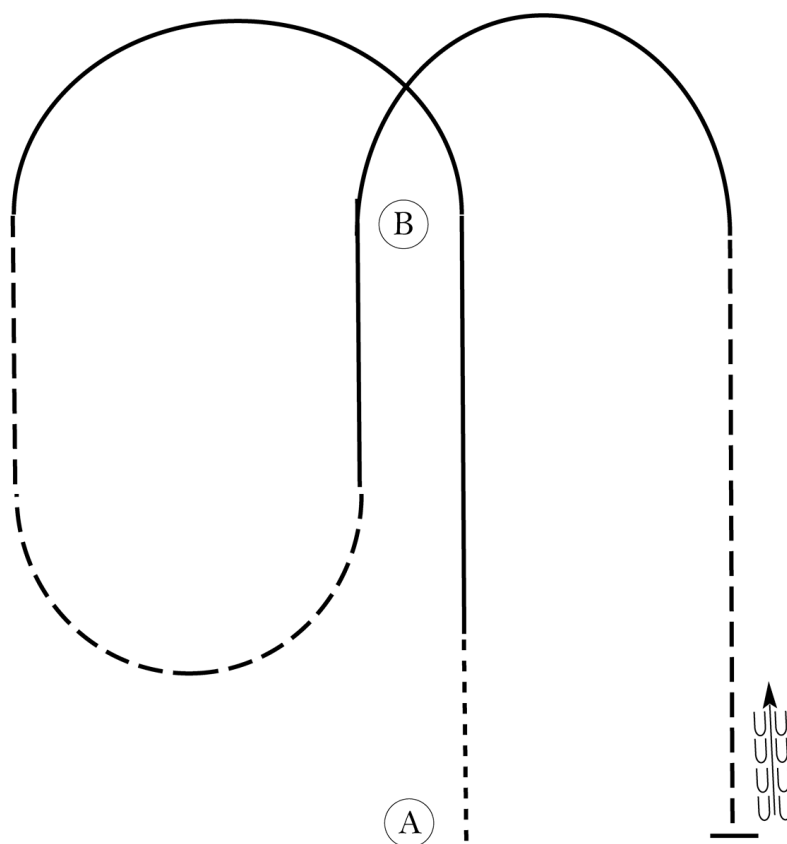
Pattern Provided by:

*Bruce Army*

# Canada Day Classic

## Hunt Seat Equitation - Amat & Youth

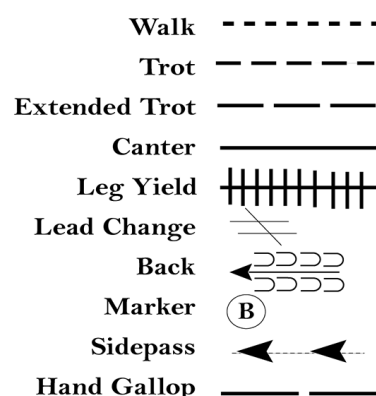
Show Date: July 01, 2022



Be ready at A.

1. Walk two horse lengths from A.
2. Canter on the left lead to B. Continue to canter a half circle until even with B.
3. Trot on the right diagonal until halfway between A and B. Continue to trot a half circle until halfway between A and B.
4. Canter on the right lead to B and then canter a half circle until even with B.
5. Trot on the left diagonal until even with A.
6. Stop and back approximately one horse length.

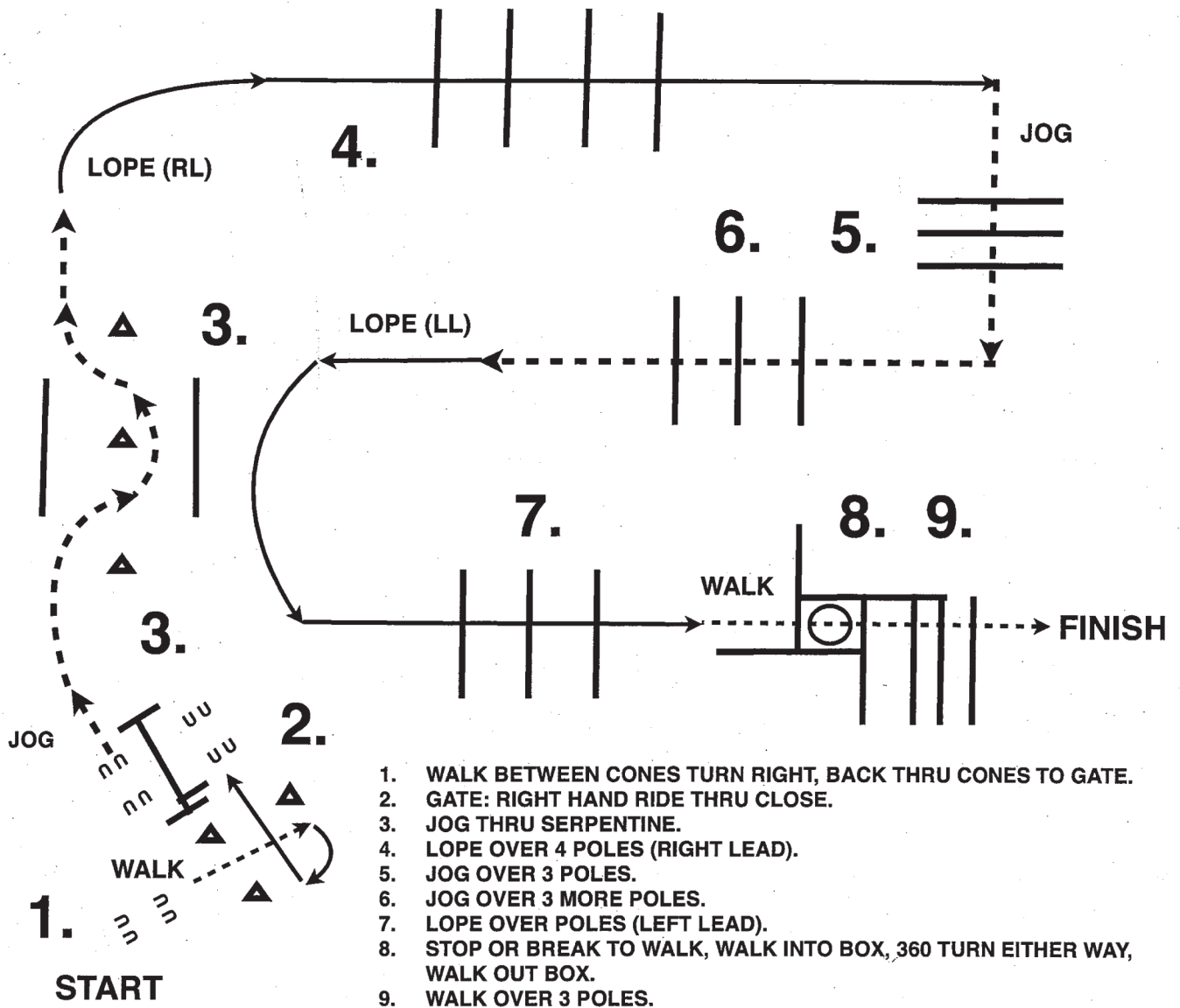
Follow the instructions of your ring steward.



[HSE/2-58]

Pattern Provided by:  
*Bruce Army*

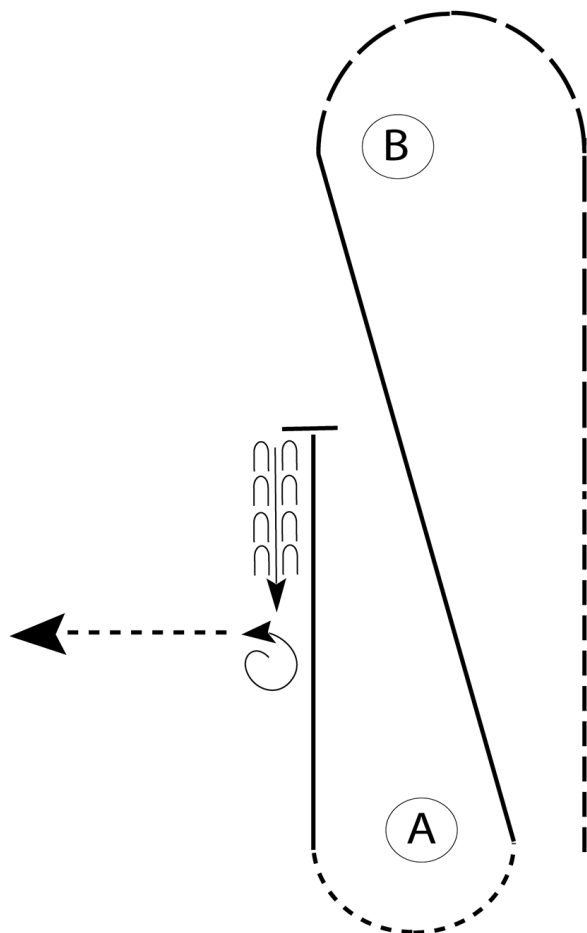
Canada Day Classic  
Trail - All classes except Walk/Jog  
July 02, 2022



# Canada Day Classic

## Horsemanship - Amat & Youth

Show Date: July 02, 2022



Be ready at A.

1. Jog halfway to B.
2. Extend the jog to and around B.
3. Lope on the left lead diagonally back to A.
4. Walk around A.
5. Lope on the right lead halfway to B.
6. Stop and back approximately two horse lengths.
7. Perform a 1 1/4 turn to the left.
8. Walk straight away.

Follow the instructions of your ring steward.

Walk	-----
Jog	- - - - -
Extended Jog	— — — —
Lope	
Lead Change	
Back	
Marker	(B)

[WH/3-86]

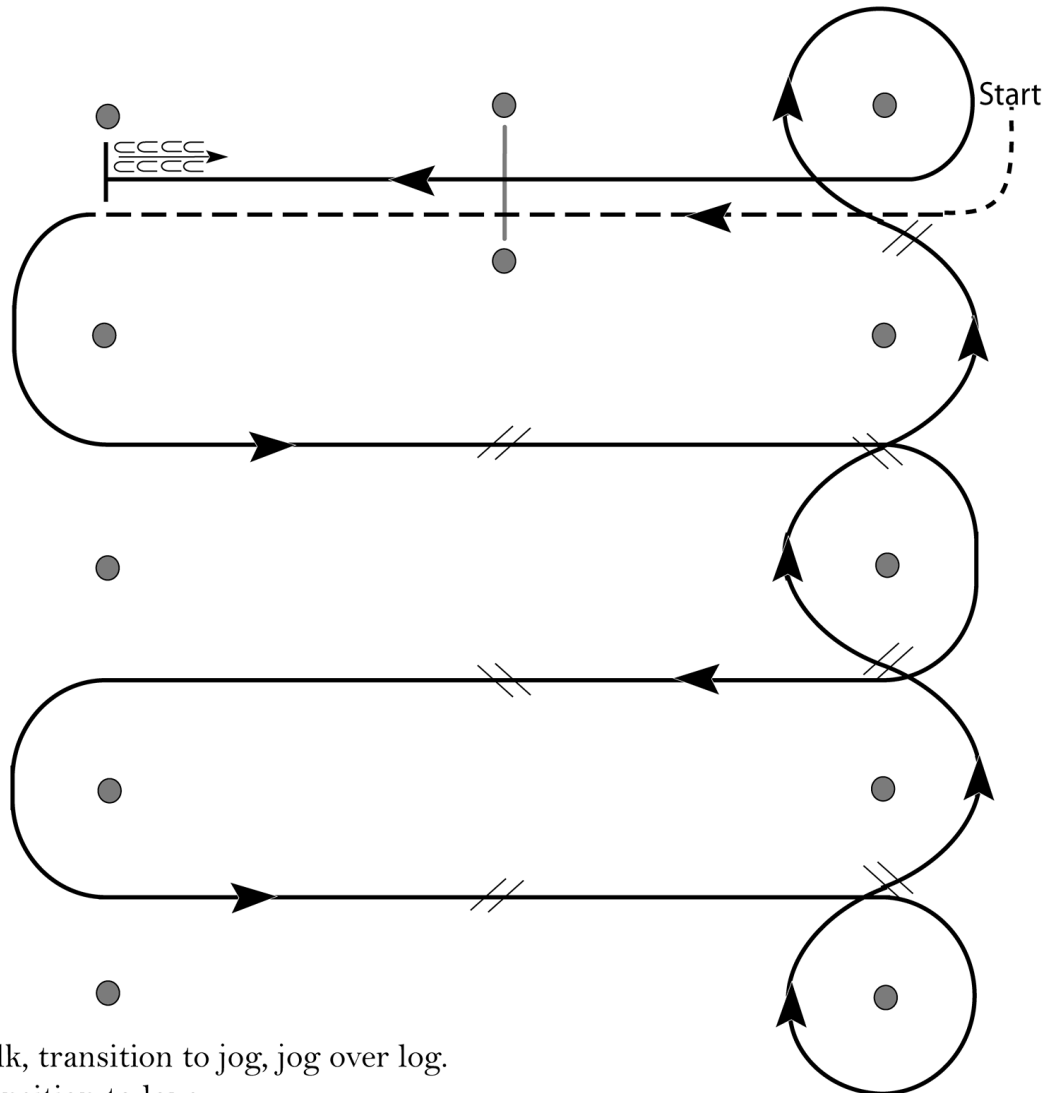
Pattern Provided by:

*Bruce Army*

# Canada Day Classic

## Western Riding - Amat, Youth, Jr, Sr

Show Date: July 02, 2022



1. Walk, transition to jog, jog over log.
2. Transition to lope.
3. First crossing change.
4. Second crossing change.
5. Third crossing change.
6. Circle and first line change.
7. Second line change.
8. Third line change.
9. Fourth line change and circle.
10. Lope log.
11. Lope, stop and back.

[WR/OP-2]

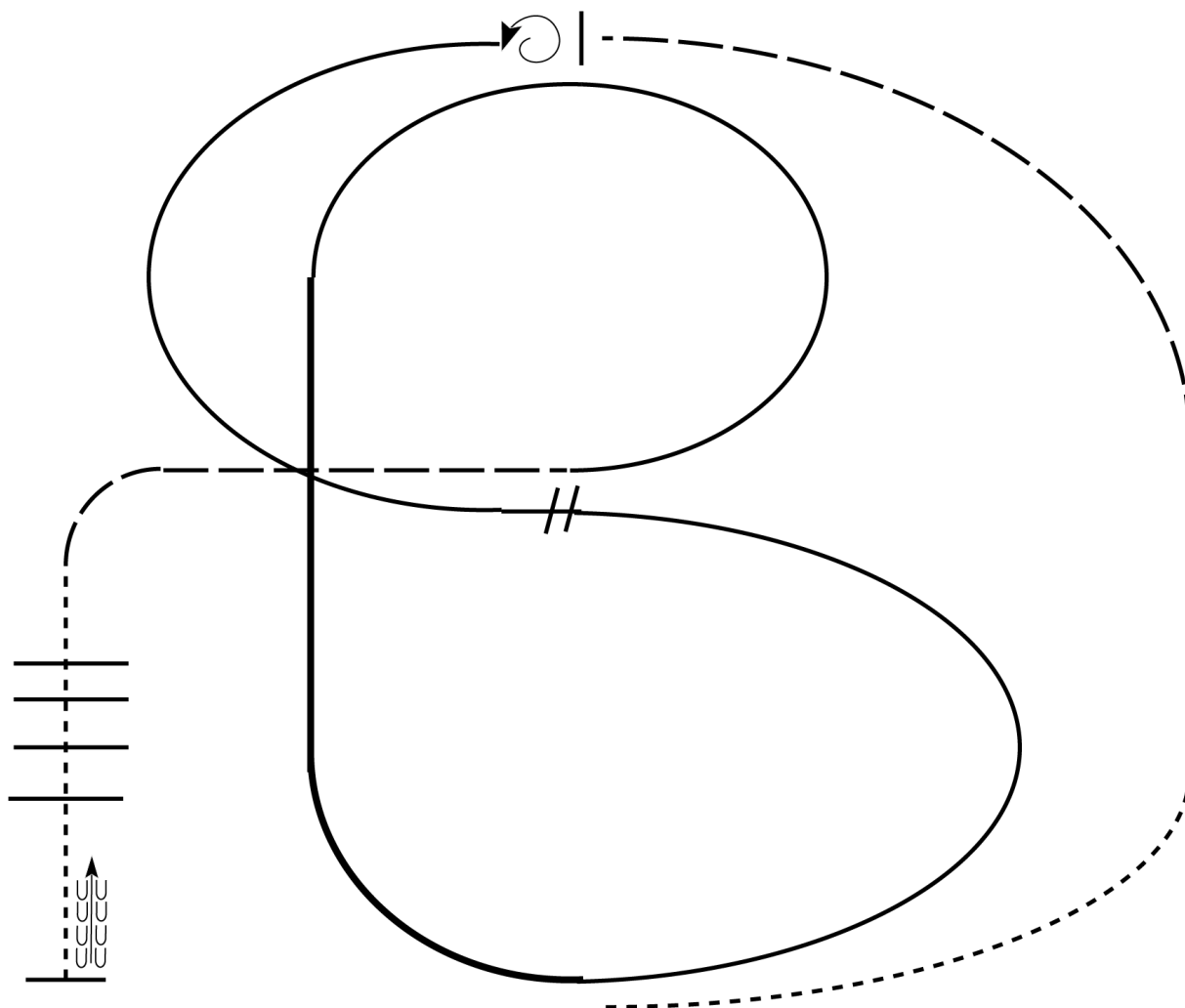
Pattern Provided by:

*Bruce Army*

# Canada Day Classic

## Ranch Riding (All Ranch Classes)

Show Date: July 02, 2022



1. Walk
2. Trot
3. Extend the trot, at the top of the arena, stop
4. 360 degree turn to the left
5. Left lead 1/2 circle, lope to the center
6. Change leads (simple or flying)
7. Right lead 1/2 circle
8. Extended lope up the long side of arena (right lead)
9. Collect back to a lope around the top of the arena and back to center
10. Break down to an extended trot
11. Walk over poles.
12. Stop and back

Walk	-----
Jog	- - - - -
Extended Jog	— — — —
Lope	— — — —
Lead Change	
Back	
Marker	(B)

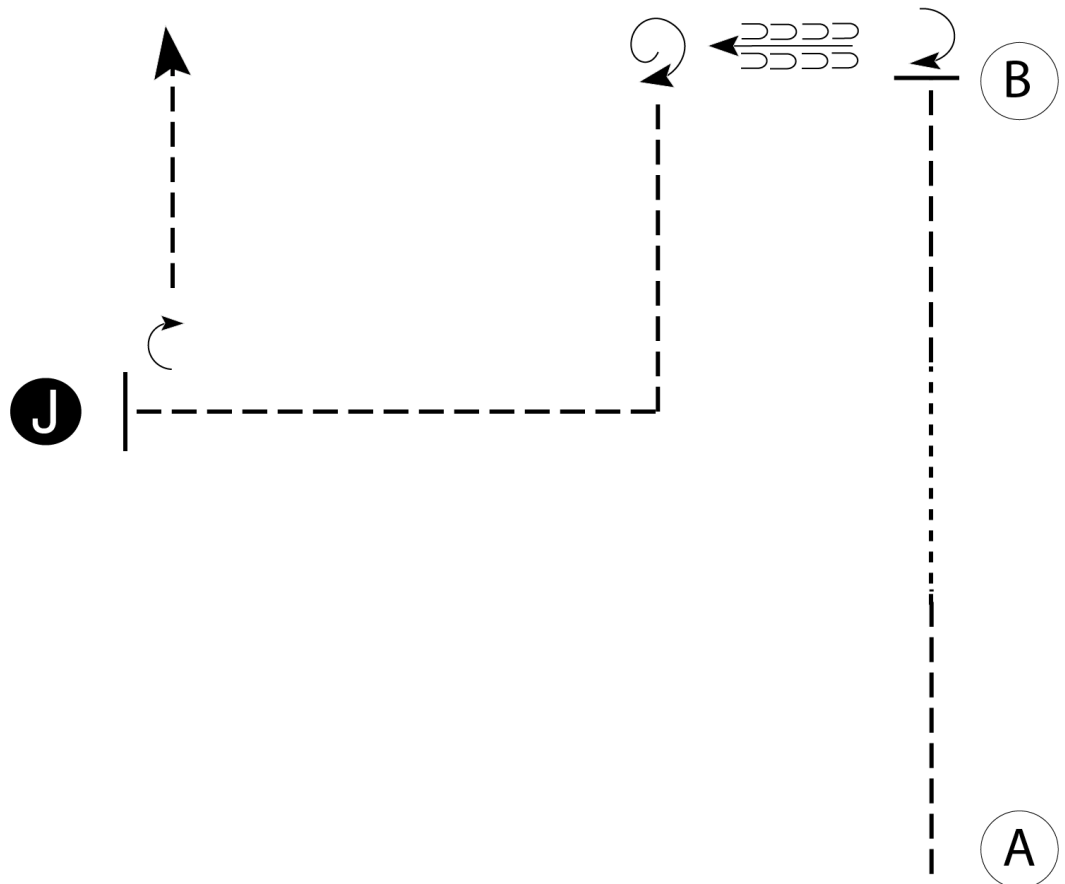
[RR/1]

Pattern Provided by:  
*Bruce Army*

# Canada Day Classic

## Showmanship (AQHA Youth/Amateur)

Show Date: 07/03/2022



Be ready at A.

1. Trot 1/3 of the line, then walk 1/3 of the line then trot the final 1/3 of the line.
2. Stop with horse's hip even with B then perform a 1/4 turn.
3. Back 2 horse lengths then perform a 1 1/4 turn.
4. Trot to judge as shown.
5. Stop and set up at Judge.
6. Inspection.
7. When dismissed, perform a 1/4 turn and trot to exit.

Walk -----  
Trot -----  
Back ←-----  
Marker (B)  
Judge (J)

[S/2-119]

Pattern Provided by:

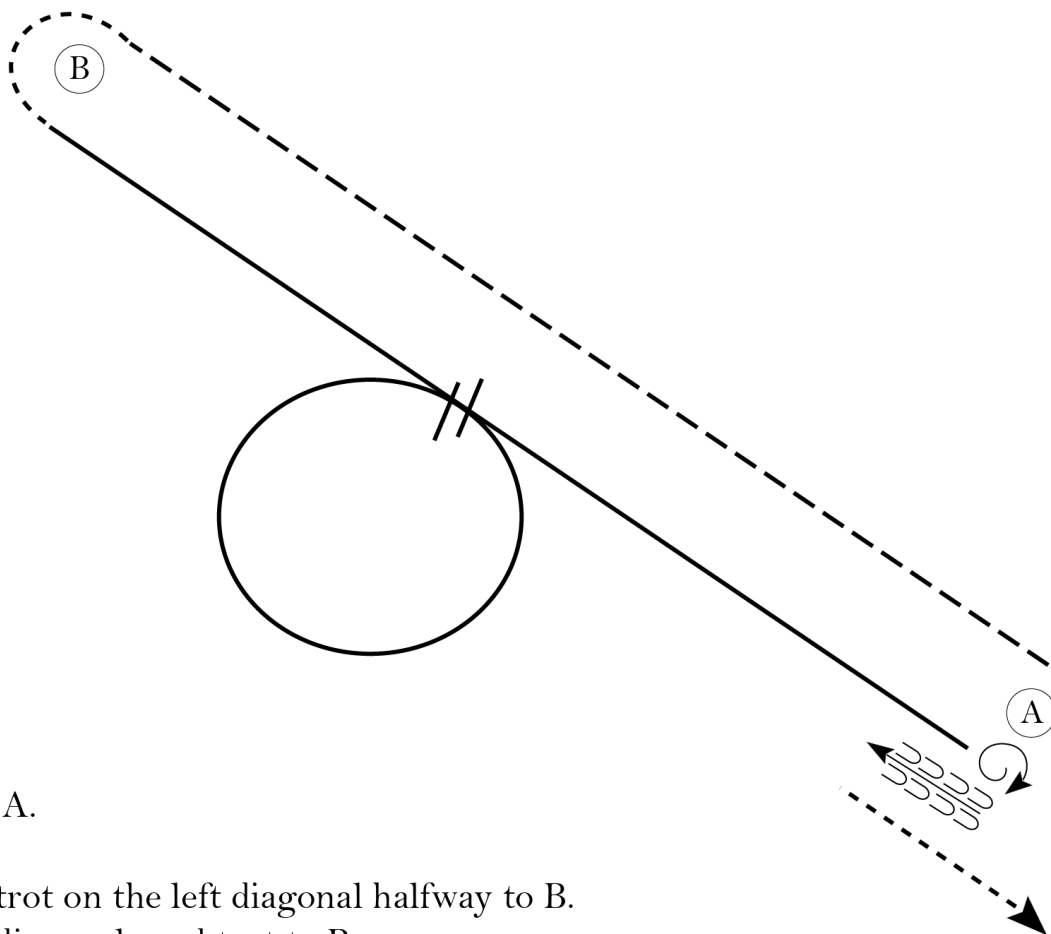
*The Judges*



# Canada Day Classic

## Hunt Seat Equitation (AQHA Youth & Amateur)

Show Date: 07/03/2022



Be ready at A.

1. Posting trot on the left diagonal halfway to B.
2. Change diagonals and trot to B.
3. Break to the walk and walk around B.
4. Canter on the right lead halfway to A.
5. Continue to canter in a circle to the right.
6. Perform a simple lead change and canter to A.
7. Halt at A and perform a 360 degree turn on the forehand to the right.
8. Back approximately one horse length.

Pattern is over once you have backed. Walk off and follow the instructions of your ring steward.

Walk	-----
Trot	- - - - -
Extended Trot	— — — — —
Canter	—————
Leg Yield	
Lead Change	— / —
Back	← ← ← ← ←
Marker	(B)
Sidepass	← — — — — →
Hand Gallop	— — — — —

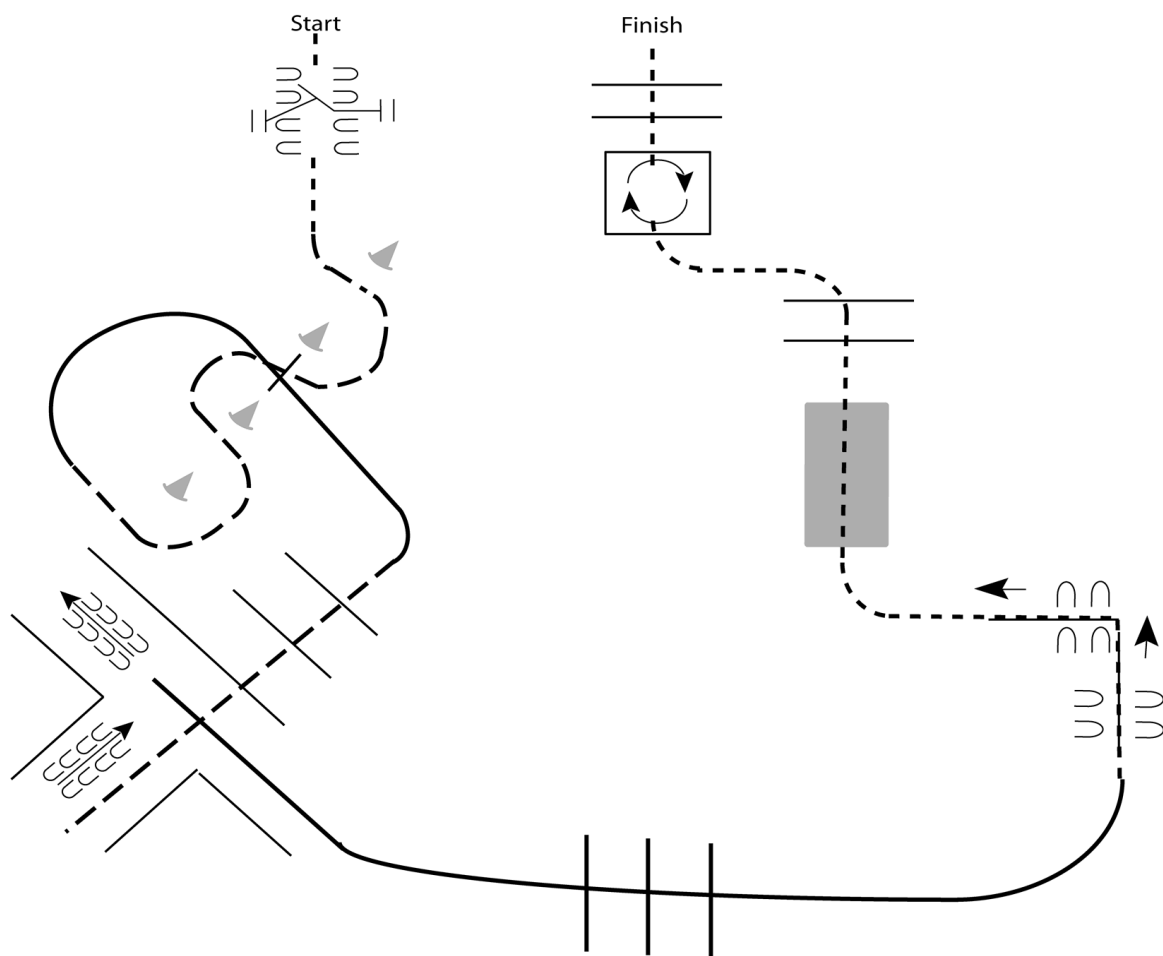
[HSE/2-75]

Pattern Provided by:  
*The Judges*

# Canada Day Classic

## Youth, Amateur, Junior, Senior Trail

Show Date: 07-04-2022



Begin at Start.

1. Walk to and work gate.
2. Jog through cones.
3. Lope right lead to poles.
4. Jog over poles into chute.
5. Back the L.
6. Lope left lead over poles.
7. Side pass left over poles.
8. Walk over bridge, poles and into box.
9. Perform a 360 degree turn to the right, walk out of box and over poles to finish.

Walk	-----
Jog	- - - - -
Extended Jog	- - - - -
Lope	=====
Leg Yield	
Lead Change	///
Back	←←←←←
Marker	ⓑ
Sidepass	←←←←←

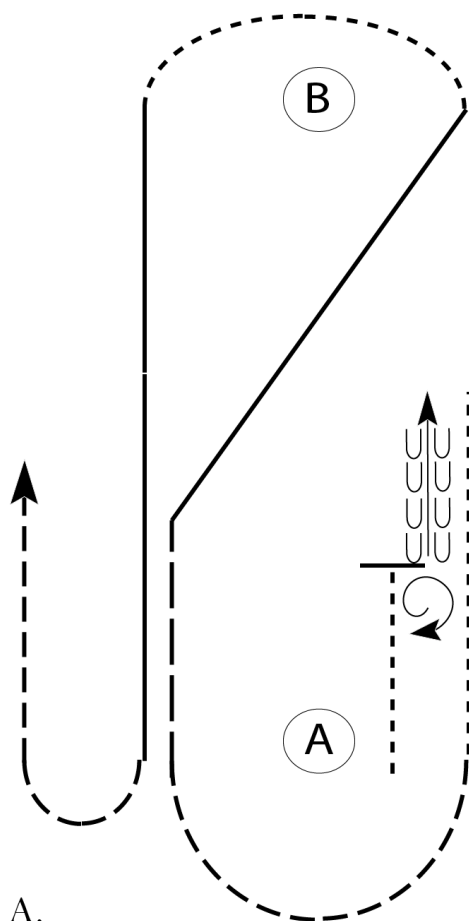
[T/2-3]

Pattern Provided by:  
*Show Management*

# Canada Day Classic

## Horsemanship (AQHA Youth & Amateur)

Show Date: 07/04/2022



Be ready at A.

1. Walk approximately 2 horse lengths from A.  
Stop and perform a 1 1/2 turn right.
2. Back approximately one horse length then  
walk to A.
3. Jog around A then extend the jog in a straight  
line halfway to B.
4. Lope on the left lead on the diagonal to B.  
Break to the walk and walk around B.
5. Lope on the right lead to A.
6. Break to the jog when even with A and jog  
around to exit.

Walk	-----
Jog	- - - - -
Extended Jog	- - - - -
Lope	
Lead Change	
Back	
Marker	(B)

[WH/2-117]

Pattern Provided by:

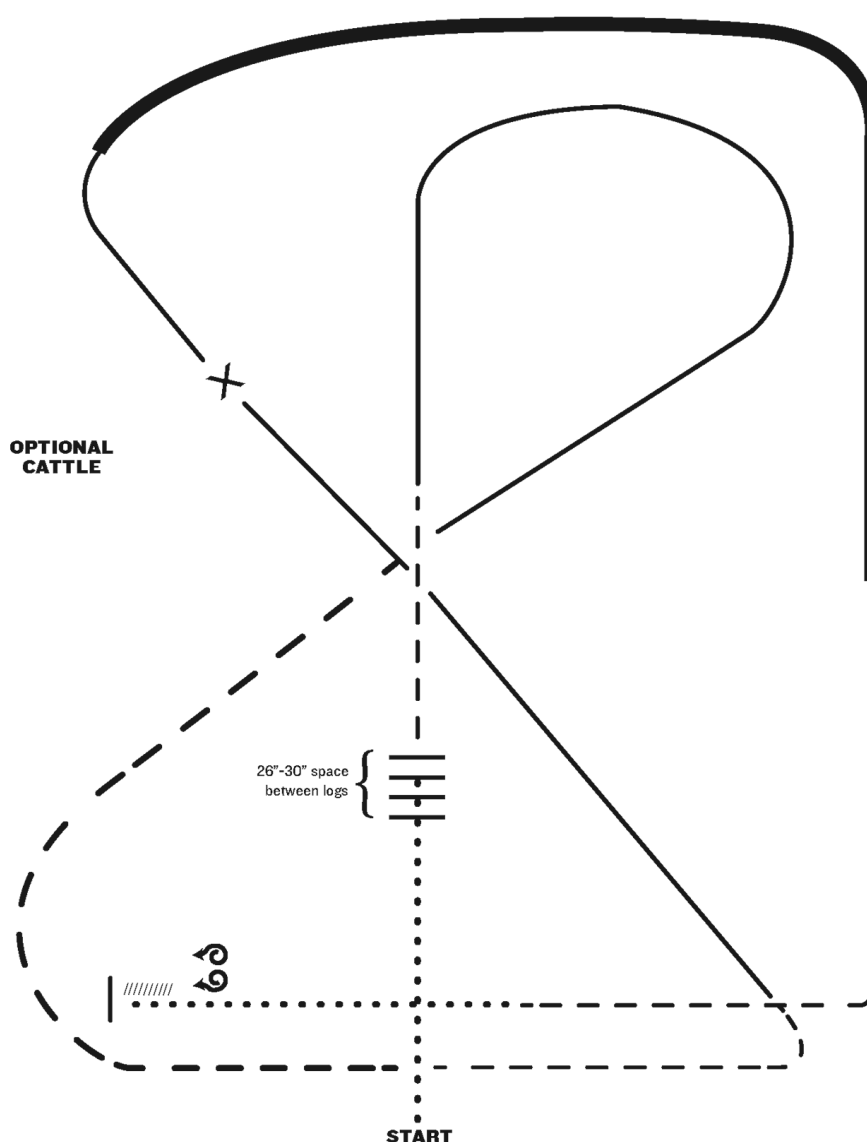
*The Judges*



# Canada Day Classic

## Ranch Riding (All Ranch Riding )

Show Date: 07/04/2022



1. Walk
2. Walk over logs
3. Trot
4. Lope right lead
5. Extended trot
6. Trot
7. Lope left lead
8. Change leads (simple or flying)
9. Right lead, extended lope
10. Collect Lope
11. Trot
12. Walk
13. Stop and back
14. 360 degree turn each direction (either direction 1st) (L-R or R-L)

Note: The drawn description of this pattern is only intended for the general depiction of the pattern. Exhibitors should utilize the arena space to best exhibit their horses.

[RR/AQHA-5]

Pattern Provided by:  
*The Judges*