


## **MQHA 2022 CANADA DAY CLASSIC**

# **PATTERN BOOK**



### **DAY 1 & 2 PATTERNS**

**JUDGES: Bruce Army & Joe Carter**

### **DAY 3&4 PATTERNS**


**JUDGES: Sherrye Trafton-Johnson & Michael Bednarek**

**Please print your own patterns – Copies will not be  
available at the show.**

**MQHA 2022 CANADA DAY CLASSIC**

**Futurities/Stake Classes**

**PATTERN BOOK**



**DAY 1 & 2 PATTERNS**

**JUDGES: Bruce Army & Joe Carter**

**DAY 3&4 PATTERNS**

**JUDGES: Sherrye Trafton-Johnson & Michael Bednarek**

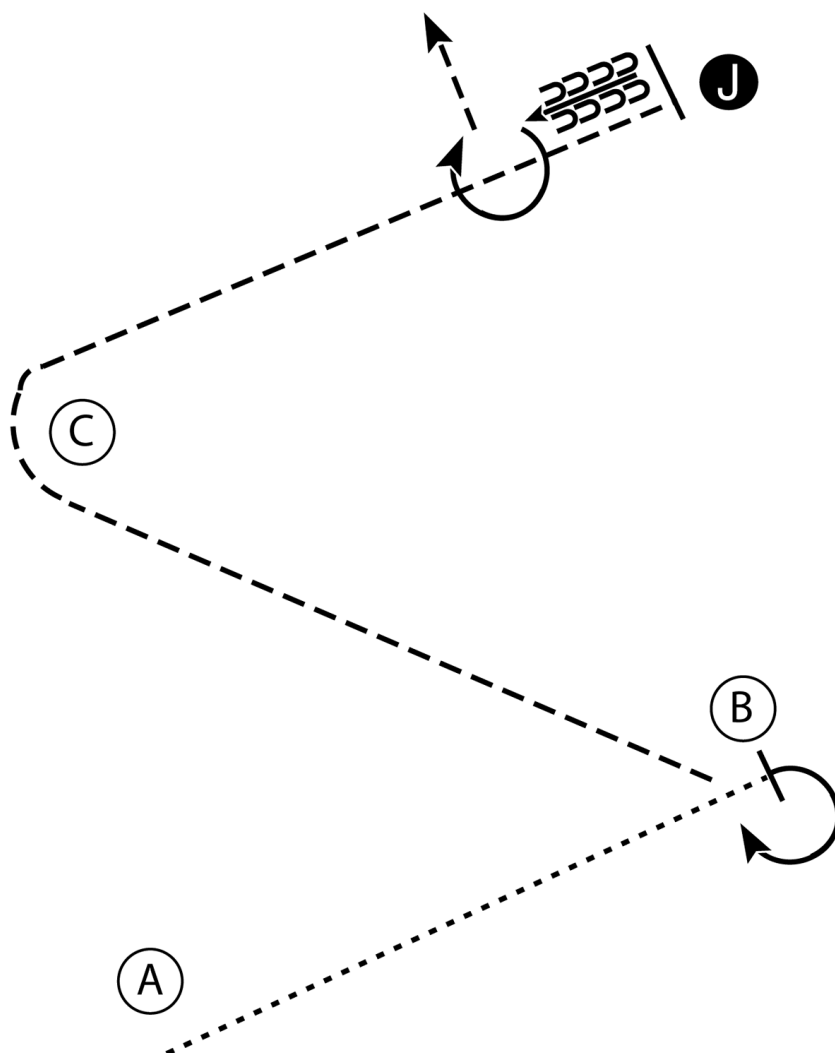
**Please print your own patterns – Copies will not be  
available at the show.**

# Canada Day Classic

COOKE INSURANCE \$1000 added (Youth Showmanship)

Go 1 of 2

Show Date: July 1, 2022



1. Begin at A. Walk from A to B.
2. Stop and perform a 245 degree turn.
3. Trot around C to the Judge. Set up for inspection.
4. When dismissed back four steps and perform a 270 degree turn.
5. Trot to the line-up.

Walk .....  
Trot - - - - -  
Back .....  
Marker (B)  
Judge (J)

[S/3-6]

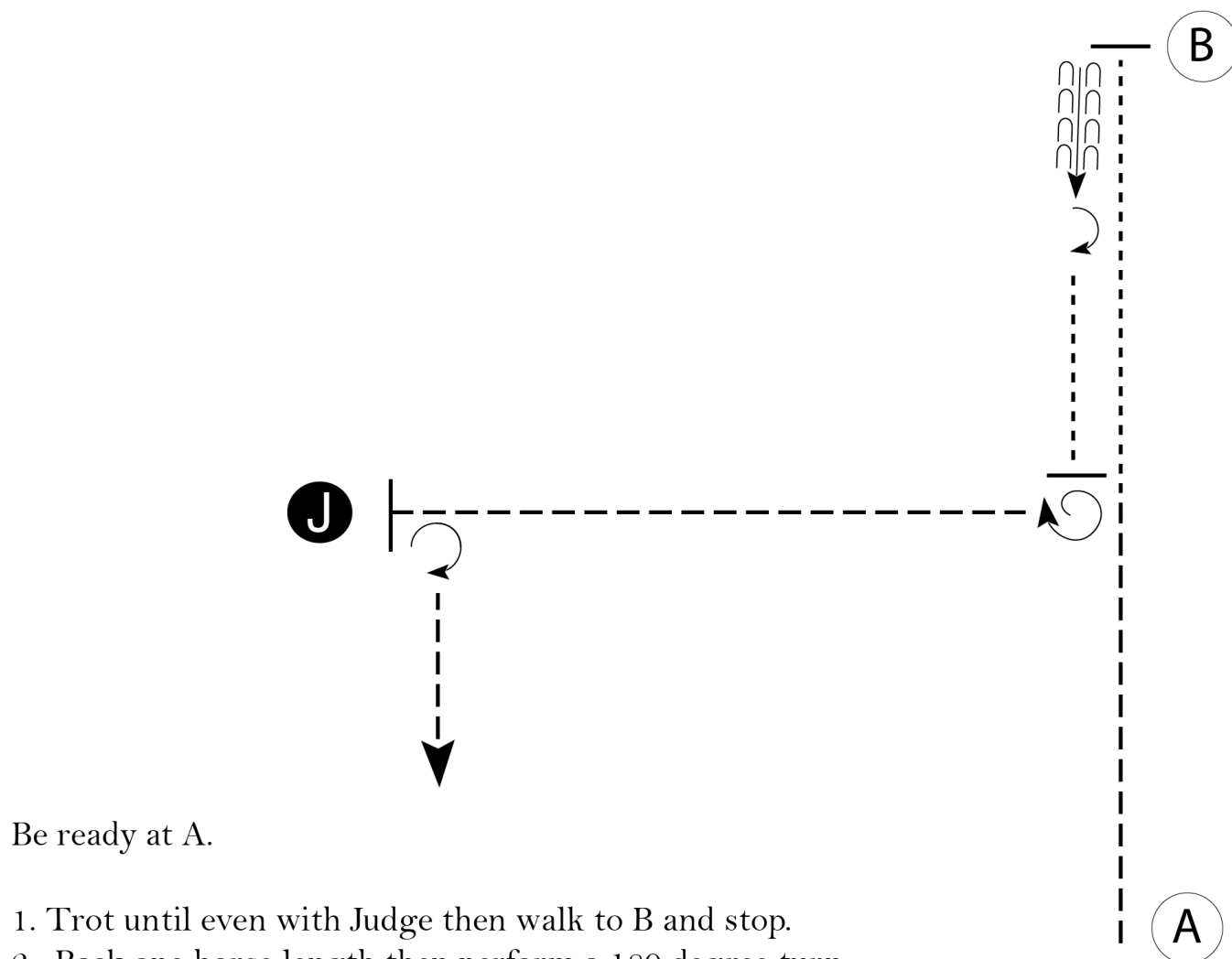
Pattern Provided by:

# Canada Day Classic

COOKE INSURANCE \$1000 added (Youth Showmanship)

Go 2 of 2

Show Date: 07/03/2022



Be ready at A.

1. Trot until even with Judge then walk to B and stop.
2. Back one horse length then perform a 180 degree turn.
3. Walk until your horse's hip is even with Judge.
4. Perform a 1 1/4 turn.
5. Trot to Judge.
6. Set up.
7. Inspection. When dismissed, perform a 270 degree turn and trot to exit.

Walk -----  
Trot - - - - -  
Back ←   
Marker (B)  
Judge (J)

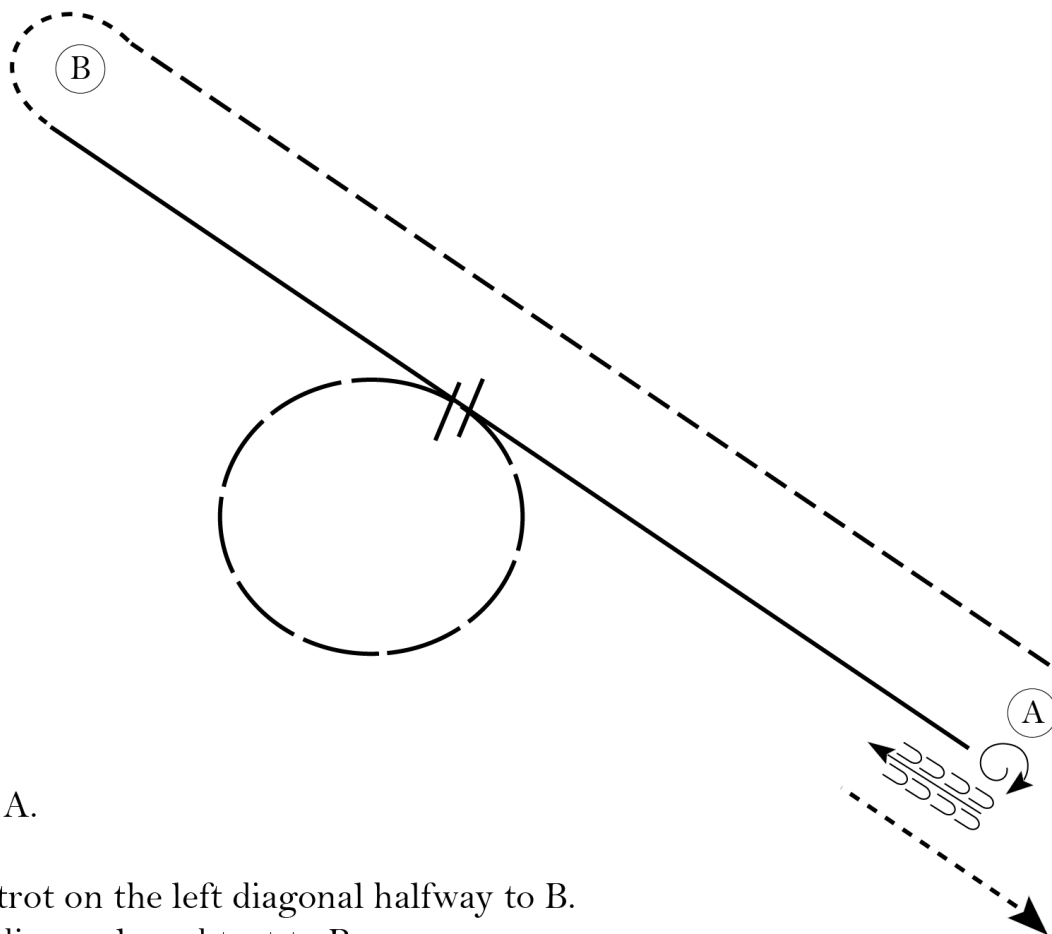
[S/3-120]

Pattern Provided by:  
*The Judges*

# Canada Day Classic

## MQHA Non Pro \$250 Added Equitation Stake

Show Date: 07/03/2022



Be ready at A.

1. Posting trot on the left diagonal halfway to B.
2. Change diagonals and trot to B.
3. Break to the walk and walk around B.
4. Canter on the right lead halfway to A.
5. Extend the canter in a circle to the right.
6. Perform a simple lead change and canter to A.
7. Halt at A and perform a 360 degree turn on the forehand to the right.
8. Back approximately one horse length.

Pattern is over once you have backed. Walk off and follow the instructions of your ring steward.

Walk	-----
Trot	- - - - -
Extended Trot	— — — — —
Canter	—————
Leg Yield	
Lead Change	— / —
Back	← ← ← ← ←
Marker	(B)
Sidepass	← — — — — →
Hand Gallop	— — — — —

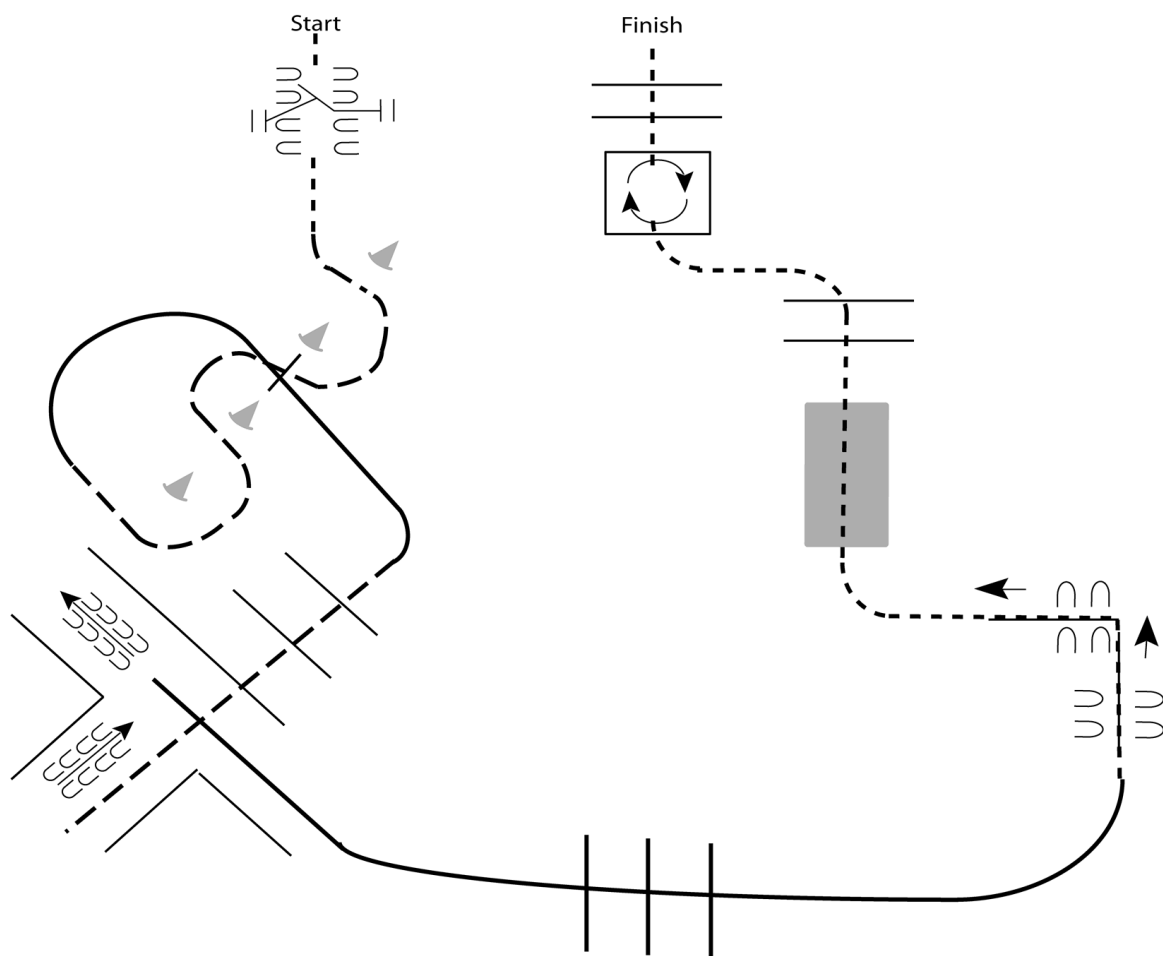
[HSE/3-75]

Pattern Provided by:  
*The Judges*

# Canada Day Classic

## Cooke Insurance \$500 Added Trail Futurity

Show Date: 07-04-2022



Begin at Start.

1. Walk to and work gate.
2. Jog through cones.
3. Lope right lead to poles.
4. Jog over poles into chute.
5. Back the L.
6. Lope left lead over poles.
7. Side pass left over poles.
8. Walk over bridge, poles and into box.
9. Perform a 360 degree turn to the right, walk out of box and over poles to finish.


Walk	-----
Jog	- - - - -
Extended Jog	- - - - -
Lope	=====
Leg Yield	
Lead Change	///
Back	←←←←←
Marker	ⓑ
Sidepass	←←←←←

[T/2-3]

Pattern Provided by:  
*Show Management*

**MQHA 2022 CANADA DAY CLASSIC**

**Walk/Log**  
**PATTERN BOOK**



**DAY 1 & 2 PATTERNS**

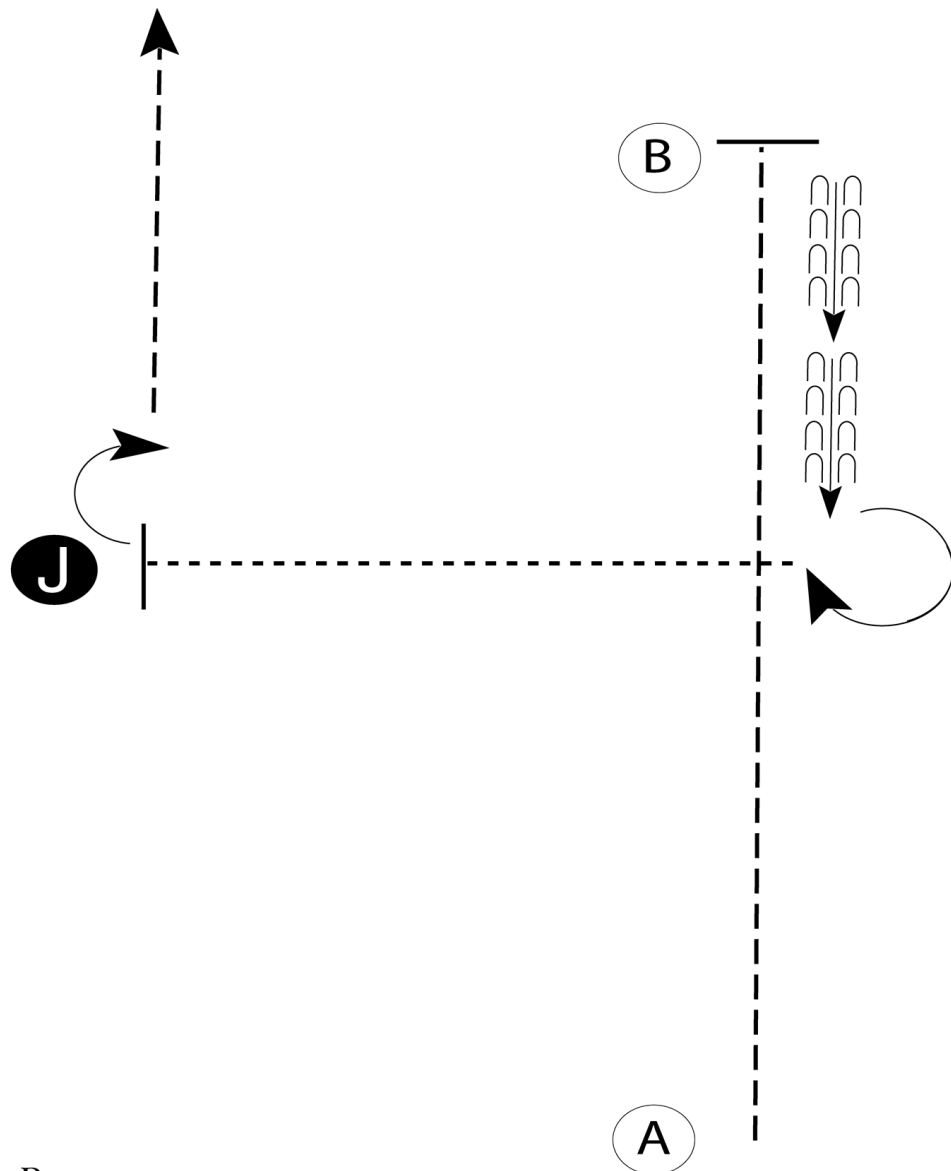
**JUDGES: Bruce Army & Joe Carter**

**DAY 3&4 PATTERNS**

**JUDGES: Sherrye Trafton-Johnson & Michael Bednarek**

**Please print your own patterns – Copies will not be  
available at the show.**

CANADA DAY CLASSIC  
SHOWMANSHIP LEVEL 1 YOUTH/AMATEUR W/J  
07/01/2022



1. Trot A to B.
2. Stop at B.
3. Back halfway to A.
4. Perform a 270 degree turn .
5. Walk to the judge, stop and set up for inspection.
6. When dismissed, perform a 90 degree turn and trot away from judge.

Follow the instructions of your ring steward.

Walk -----  
Trot -----  
Back ←-----  
Marker (B)  
Judge (J)

[S/WT-1]

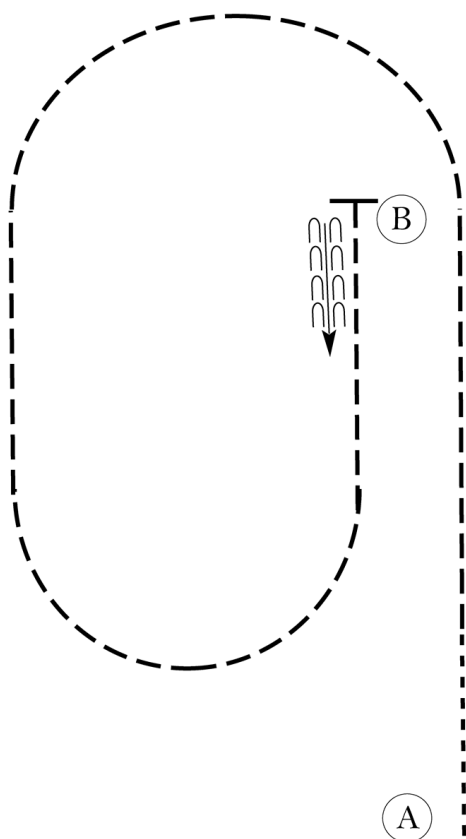
**Pattern Provided by:**  
*Bruce Army*



# CANADA DAY CLASSIC

## HUNT SEAT EQUITATION LEVEL 1 YOUTH/AMATEUR W/J

07/01/2022



Be ready at A.

1. Walk two horse lengths from A.
2. Posting trot on the left diagonal to B.
3. Change diagonals and posting trot on the right diagonal in a half circle and then in a straight line until halfway between B and A.
4. Sitting trot a half circle and then a straight line to B.
5. Stop and back approximately one horse length.

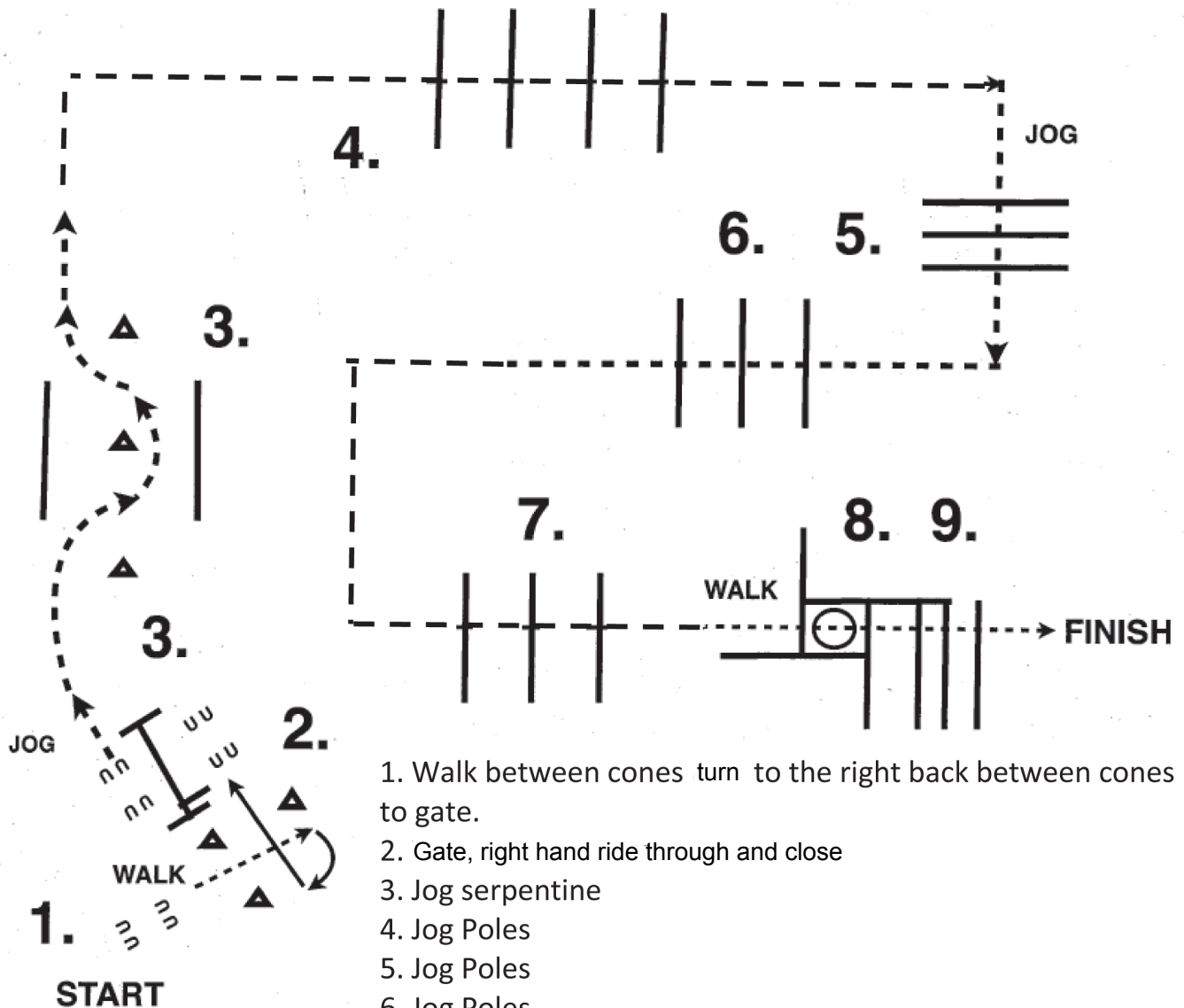
Follow the instructions of your ring steward.

Walk	-----
Trot	- - - - -
Extended Trot	— — — — —
Canter	—————
Leg Yield	
Lead Change	↖ ↗
Back	← C C C C
Marker	(B)
Sidepass	← — — — — →
Hand Gallop	—————

[HSE/WT-58]

**Pattern Provided by:**  
*Bruce Army*

Canada Day Classic  
Level 1 Walk/Jog Trail  
July 02, 2022



1. Walk between cones turn to the right back between cones to gate.
2. Gate, right hand ride through and close
3. Jog serpentine
4. Jog Poles
5. Jog Poles
6. Jog Poles
7. Jog Poles
8. Stop or break to walk, walk into box and 360 either way
9. Walk over poles to finish

CANADA DAY CLASSIC  
WESTERN HORSEMANSHIP LEVEL 1 YOUTH/  
AMATEUR W/J  
07/01/2022

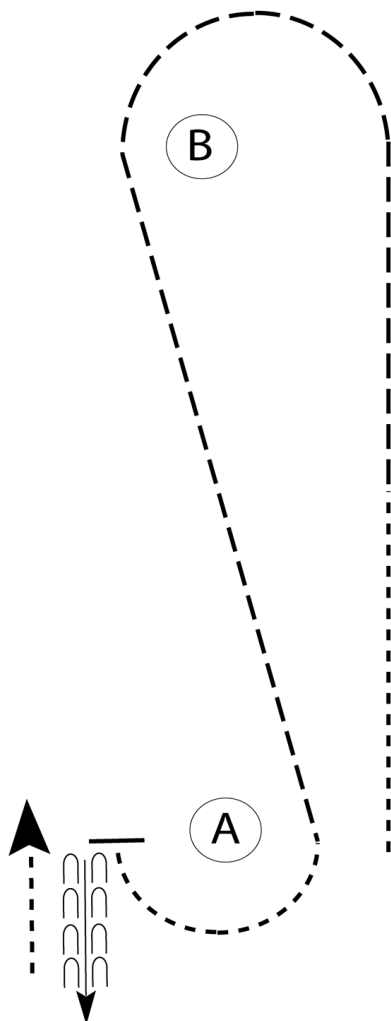
www.HorseShowPatterns.com

www.HorseShowPatterns.com

Be ready at A.

1. Walk halfway to B.
2. Jog to and around B.
3. Continue to jog diagonally back to A.
4. Walk around A.
5. Stop and back approximately two horse lengths.
6. Walk straight away.

Follow the instructions of your ring steward.



Walk	-----
Jog	- - - - -
Extended Jog	- - - - -
Lope	
Lead Change	
Back	
Marker	(B)

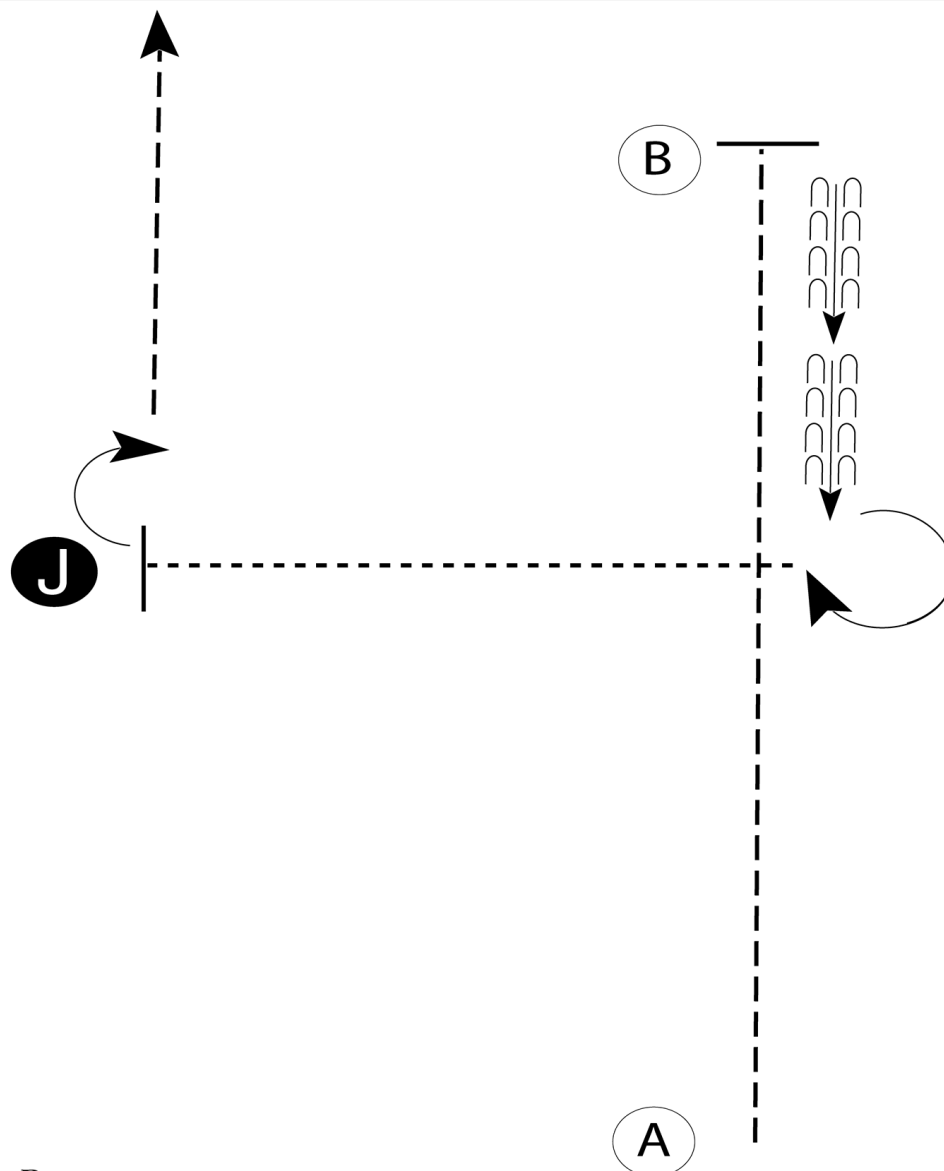
[WH/WT-86]

**Pattern Provided by:**  
*Bruce Army*

# Canada Day Classic

## Showmanship (L 1 W/J Youth/Amateur )

Show Date: 07/03/2022



1. Trot A to B.
2. Stop at B.
3. Back halfway to A.
4. Perform a 270 degree turn .
5. Walk to the judge, stop and set up for inspection.
6. When dismissed, perform a 90 degree turn and trot away from judge.

Walk -----  
Trot -----  
Back ← C C C C  
Marker (B)  
Judge (J)

Follow the instructions of your ring steward.

[S/WT-1]

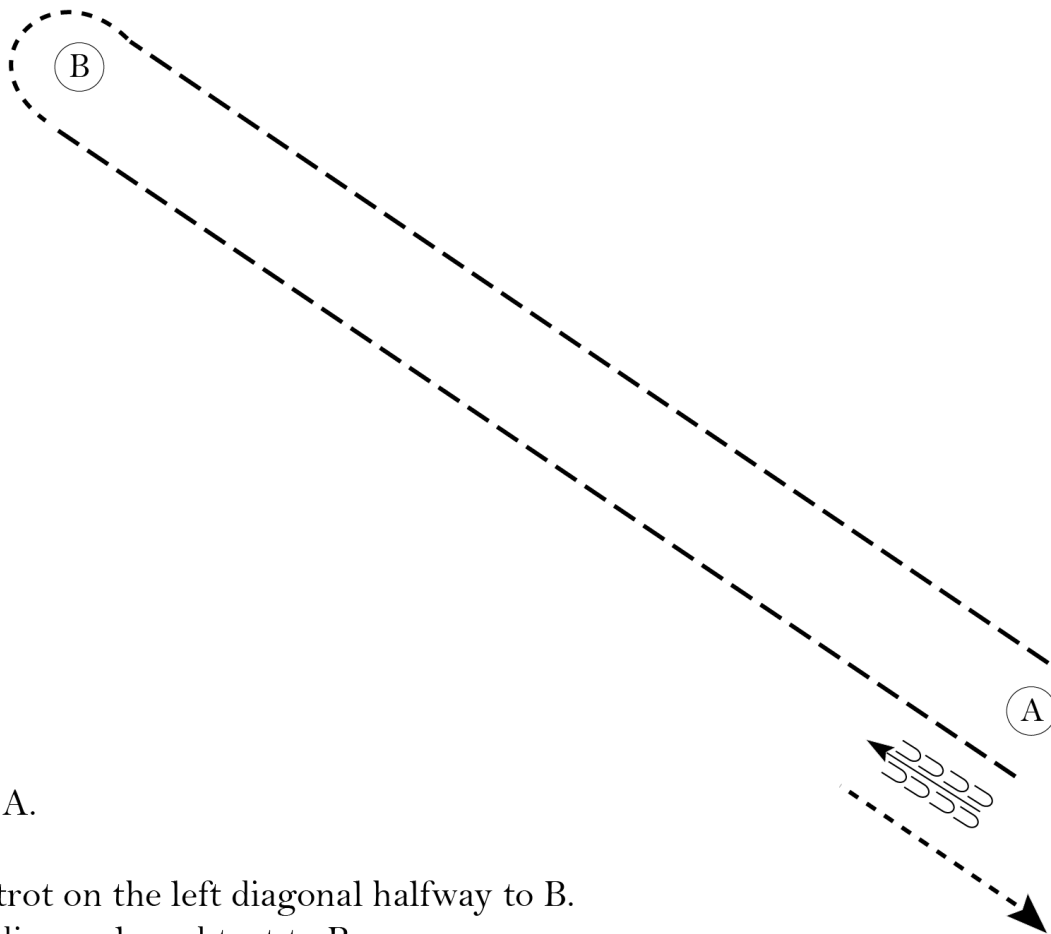
Pattern Provided by:

*The Judges*

# Canada Day Classic

## Hunt Seat Equitation (L 1 W/T Youth & Amateur)

Show Date: 07/03/2022



Be ready at A.

1. Posting trot on the left diagonal halfway to B.
2. Change diagonals and trot to B.
3. Break to the walk and walk around B.
4. Posting trot on the left diagonal halfway to A.
5. Change diagonals and trot to A.
6. Halt at A and back approximately one horse length.

Pattern is over once you have backed. Walk off and follow the instructions of your ring steward.

Walk	-----
Trot	- - - - -
Extended Trot	— — — — —
Canter	—————
Leg Yield	
Lead Change	— / —
Back	← ← ← ← ←
Marker	(B)
Sidepass	← — — — — →
Hand Gallop	— — — — —

[HSE/WT-75]

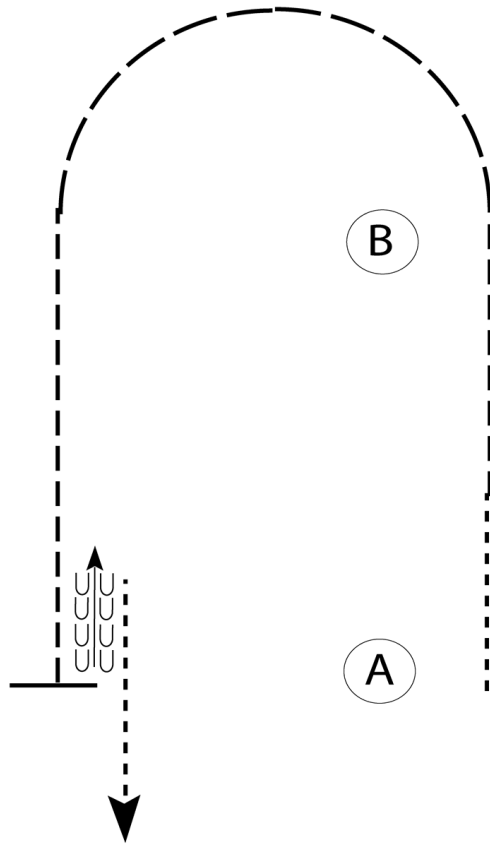
Pattern Provided by:

*The Judges*

# Canada Day Classic

## Horsemanship (AQHA L 1 W/J Youth & Amateur)

Show Date: 07/03/2022



Be ready at A.

1. When acknowledged, walk two horse lengths from A.
2. Jog to B.
3. Extended jog in a half circle until even with B.
4. Jog until even with A.
5. Stop even with A and back approximately one horse length.
6. Exit pattern at a walk.

Follow the instructions of your ring steward.

Walk	-----
Jog	-----
Extended Jog	-----
Lope	-----
Lead Change	
Back	
Marker	

[WH/WT-83]

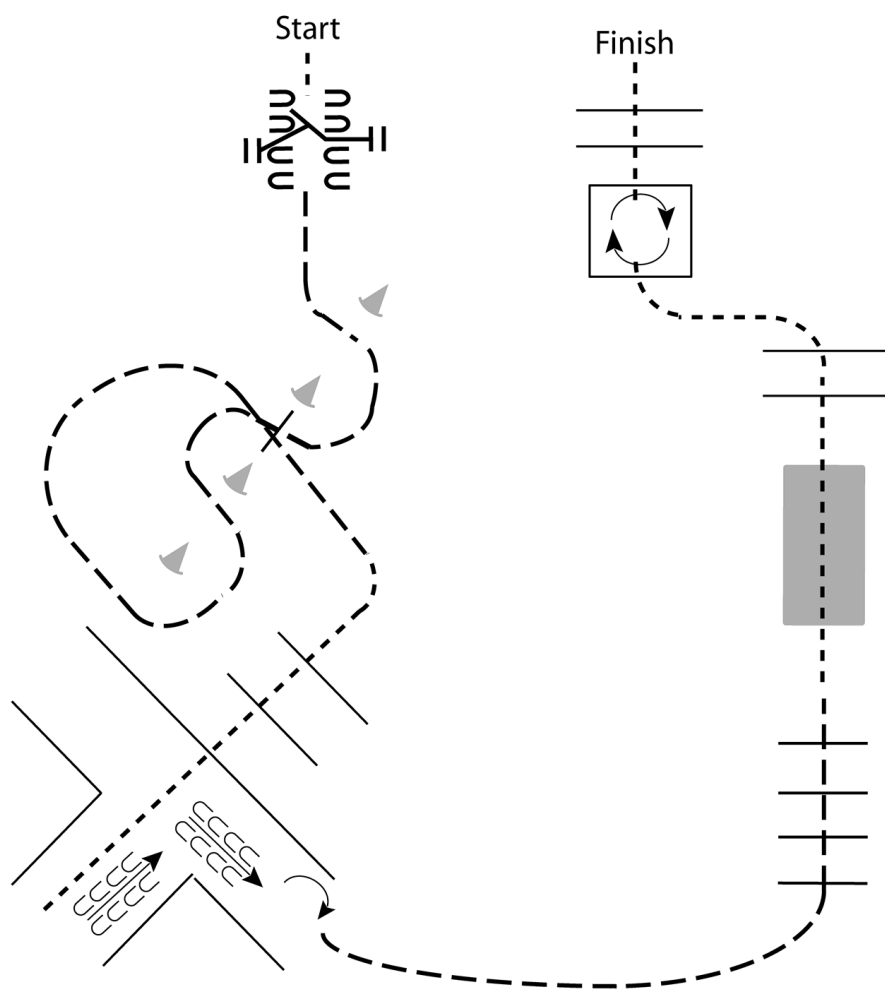
Pattern Provided by:

*The Judges*

# Canada Day Classic - Go 2

## Level 1 Amat&Youth WALK JOG trail

Show Date: 07-04-2022



1. Walk to and work gate.
2. Jog through cones.
3. Walk over poles into chute.
4. Back out of chute; turn 180 degrees right.
5. Jog over poles to bridge.
6. Walk over bridge and poles.
7. Walk into box and perform a 360 degree turn to the right.
8. Walk out of box and over poles.


Walk	-----
Jog	-----
Extended Jog	-----
Lope	-----
Leg Yield	
Lead Change	---/---
Back	←←←←←
Marker	ⓑ
Sidepass	←-----→

[T/WT-2]

Pattern Provided by:  
*Show Management*

**MQHA 2022 CANADA DAY CLASSIC**

**Level 1**  
**PATTERN BOOK**



**DAY 1 & 2 PATTERNS**

**JUDGES: Bruce Army & Joe Carter**

**DAY 3&4 PATTERNS**

**JUDGES: Sherrye Trafton-Johnson & Michael Bednarek**

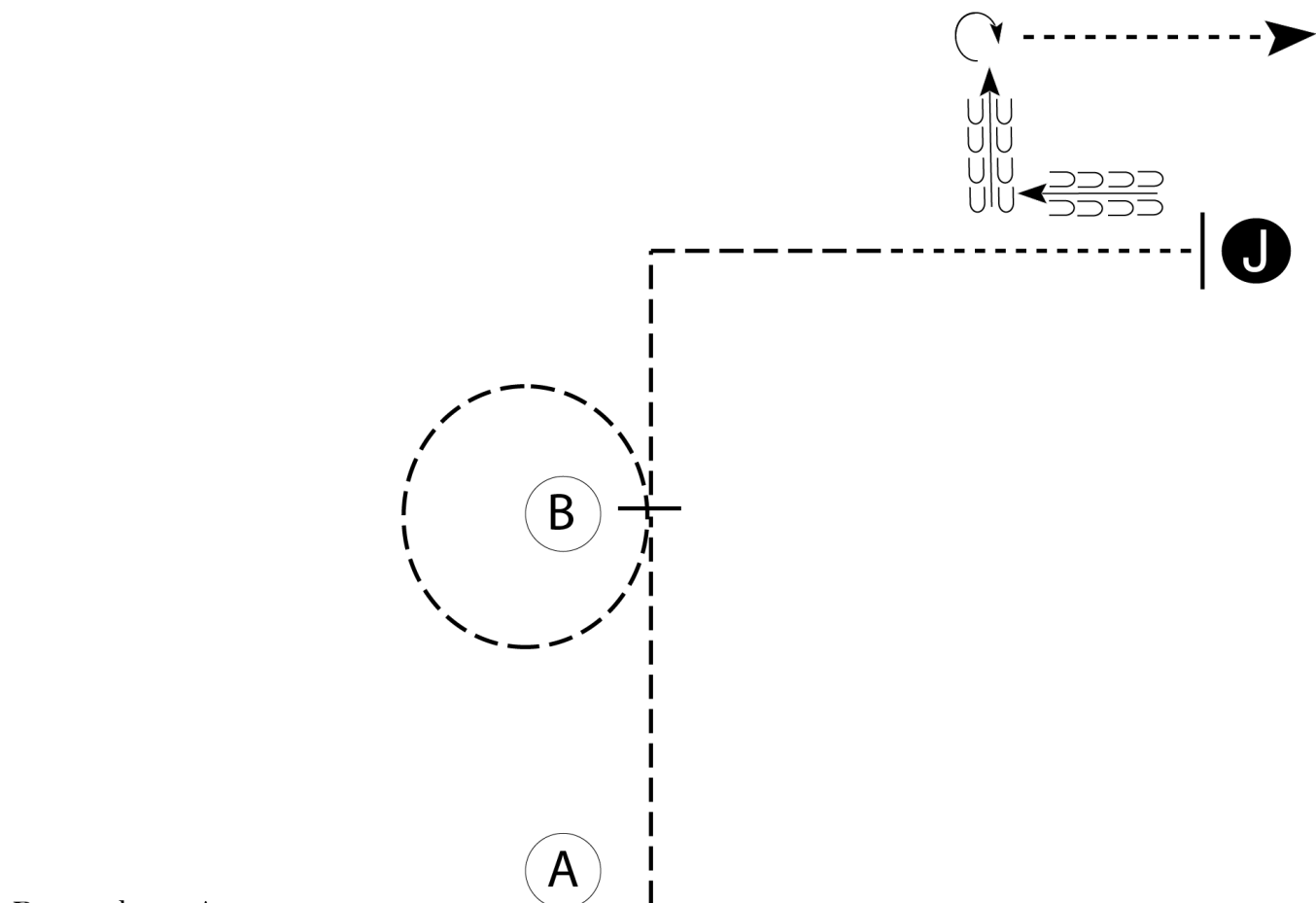
**Please print your own patterns – Copies will not be  
available at the show.**



# Canada Day Classic

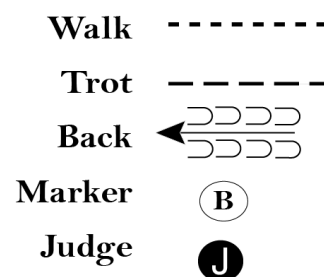
## Showmanship - Level 1 Amat & Youth

Show Date: July 1, 2022



Be ready at A.

1. Trot from A to B.
2. Trot a circle around B.
3. At B, stop, set up, and hesitate.
4. Trot halfway to the Judge as shown.
5. Walk halfway to Judge and set up for inspection.
6. When dismissed, back an "L" as shown.
7. Perform a 270 degree turn and exit at a walk.



[S/2-106]

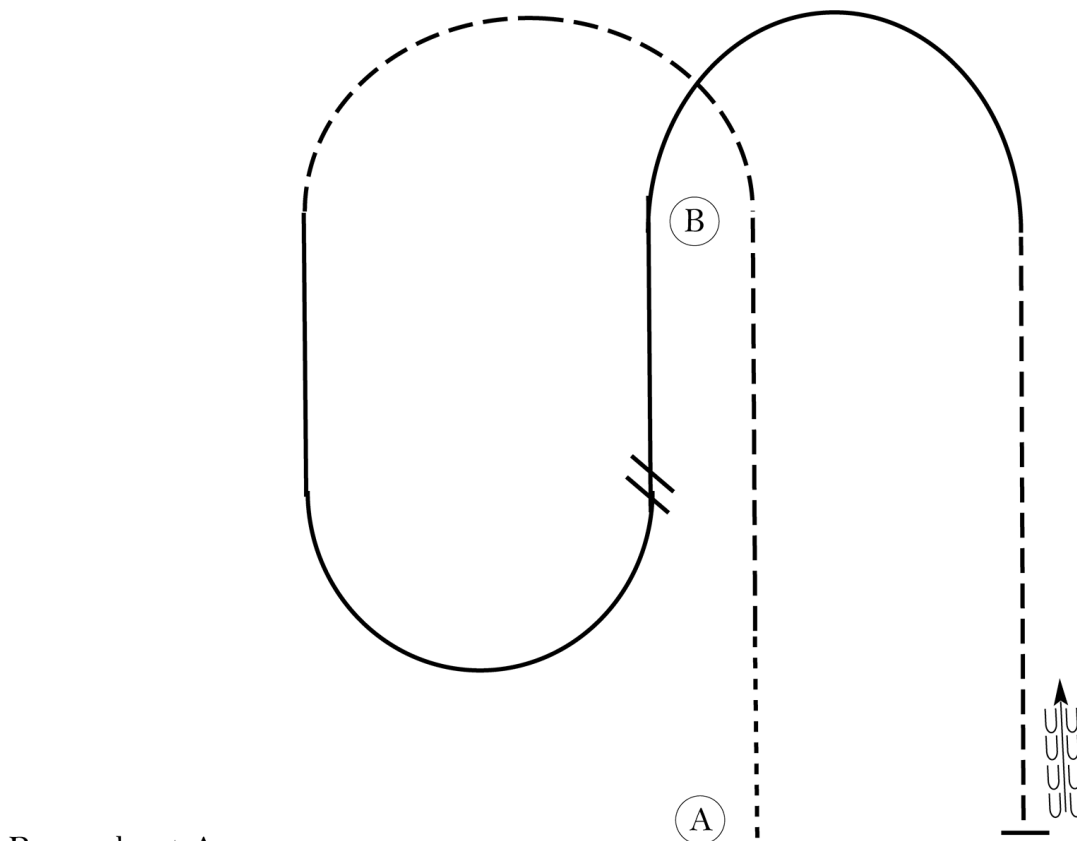
Pattern Provided by:

*Bruce Army*

# Canada Day Classic

## Hunt Seat Equitation - Level 1 Amat & Youth

Show Date: July 01, 2022



Be ready at A.

1. Walk two horse lengths from A.
2. Sitting trot to B.
3. Posting trot a half circle on the right diagonal until even with B.
4. Canter a straight line and then a half circle on the left lead until halfway between A and B.
5. Perform a simple lead change.
6. Canter on the right lead to B and then in a half circle until even with B.
7. Posting trot on the left diagonal until even with A.
8. Stop and back approximately one horse length.

Follow the instructions of your ring steward.

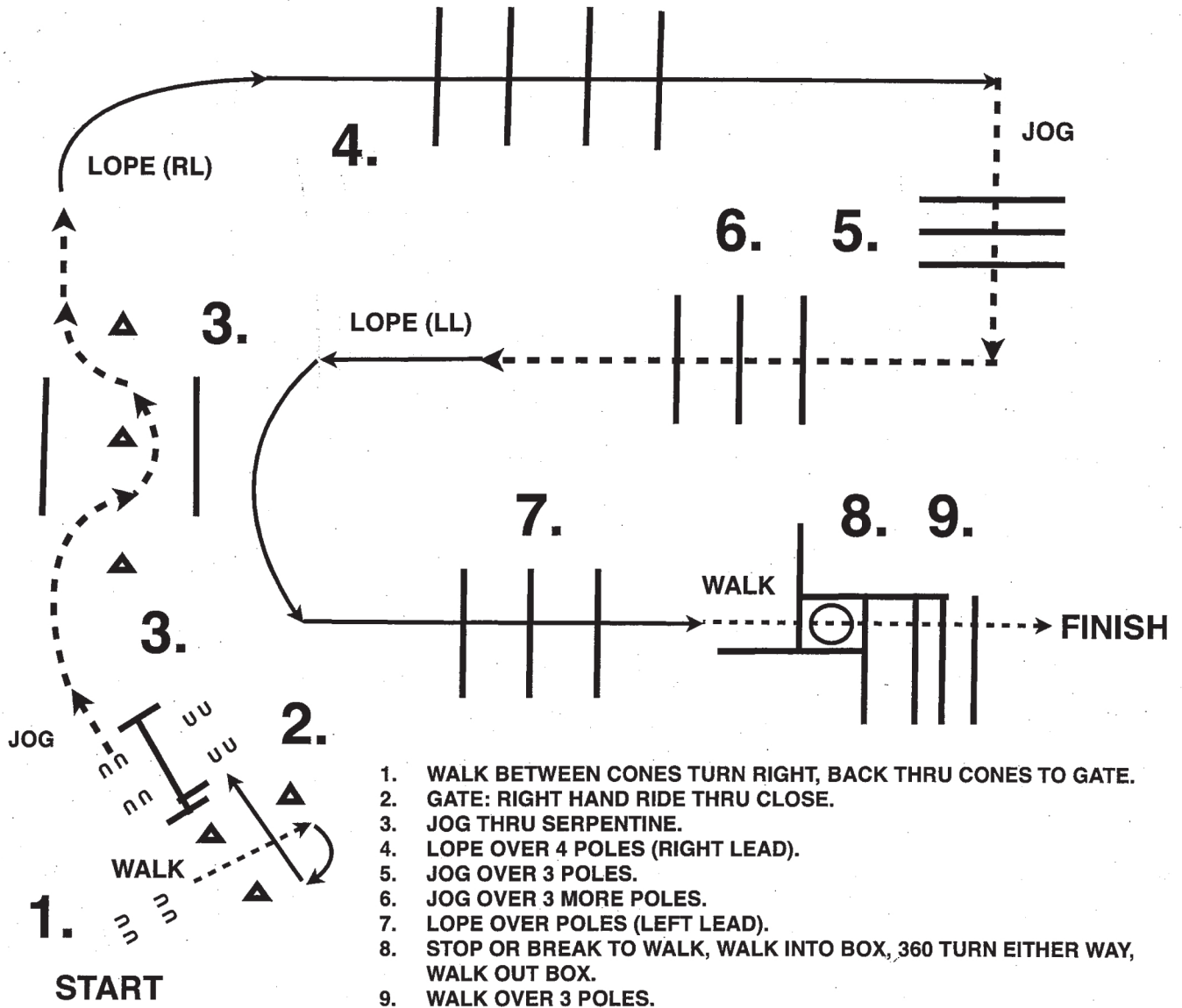
Walk	-----
Trot	- - - - -
Extended Trot	— — — — —
Canter	—————
Leg Yield	
Lead Change	↗ ↘
Back	← ← ← ← ←
Marker	(B)
Sidepass	← — — — — →
Hand Gallop	—————

[HSE/1-58]

Pattern Provided by:

*Bruce Army*

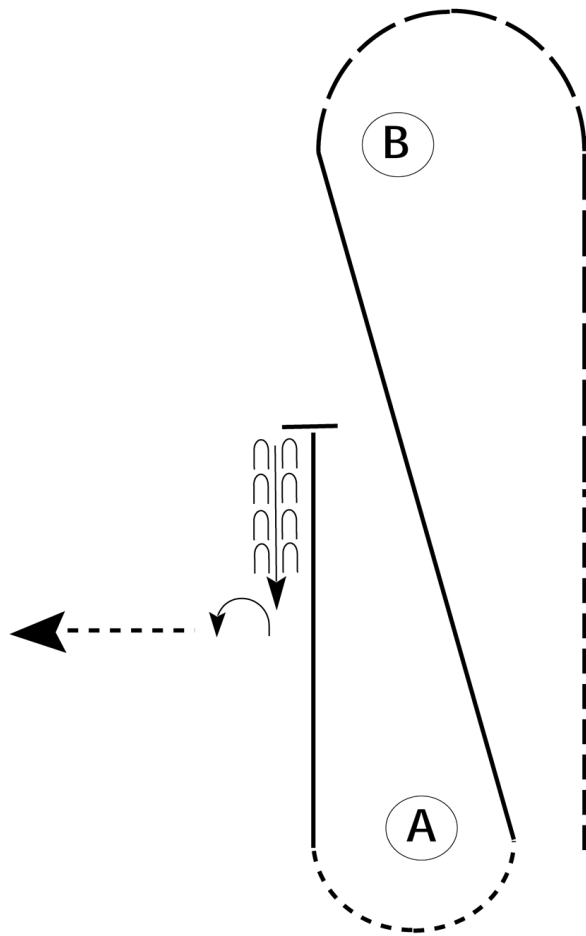
Canada Day Classic  
Trail - All classes except Walk/Jog  
July 02, 2022



# Canada Day Classic

## Horsemanship - Level 1 Amat & Youth

Show Date: July 2, 2022



Be ready at A.

1. Jog halfway to B.
2. Extend the jog to and around B.
3. Lope on the left lead diagonally back to A.
4. Walk around A.
5. Lope on the right lead halfway to B.
6. Stop and back approximately two horse lengths.
7. Perform a 1/4 turn to the left.
8. Walk straight away.

Follow the instructions of your ring steward.

Walk	-----
Jog	- - - - -
Extended Jog	- - - - -
Lope	
Lead Change	
Back	
Marker	(B)

[WH/2-86]

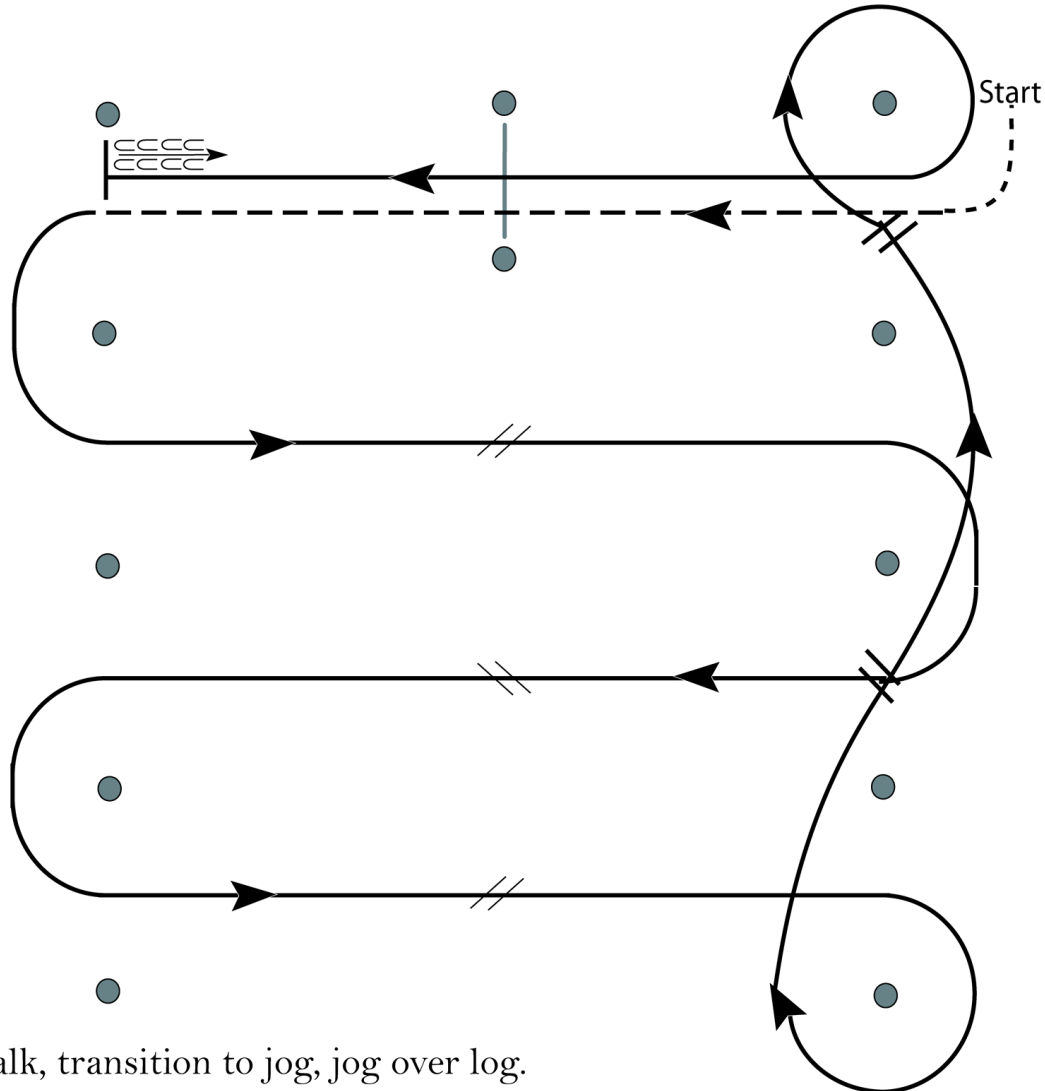
Pattern Provided by:

*Bruce Army*

# Canada Day Classic

## Western Riding - Level 1 Green, Amat, Youth

Show Date: July 02, 2022



1. Walk, transition to jog, jog over log.
2. Transition to left lead lope.
3. First crossing change.
4. Second crossing change.
5. Third crossing change.
6. Circle and first line change.
7. Second line change and circle.
8. Lope log.
9. Stop and back.

[WR/GP-2]

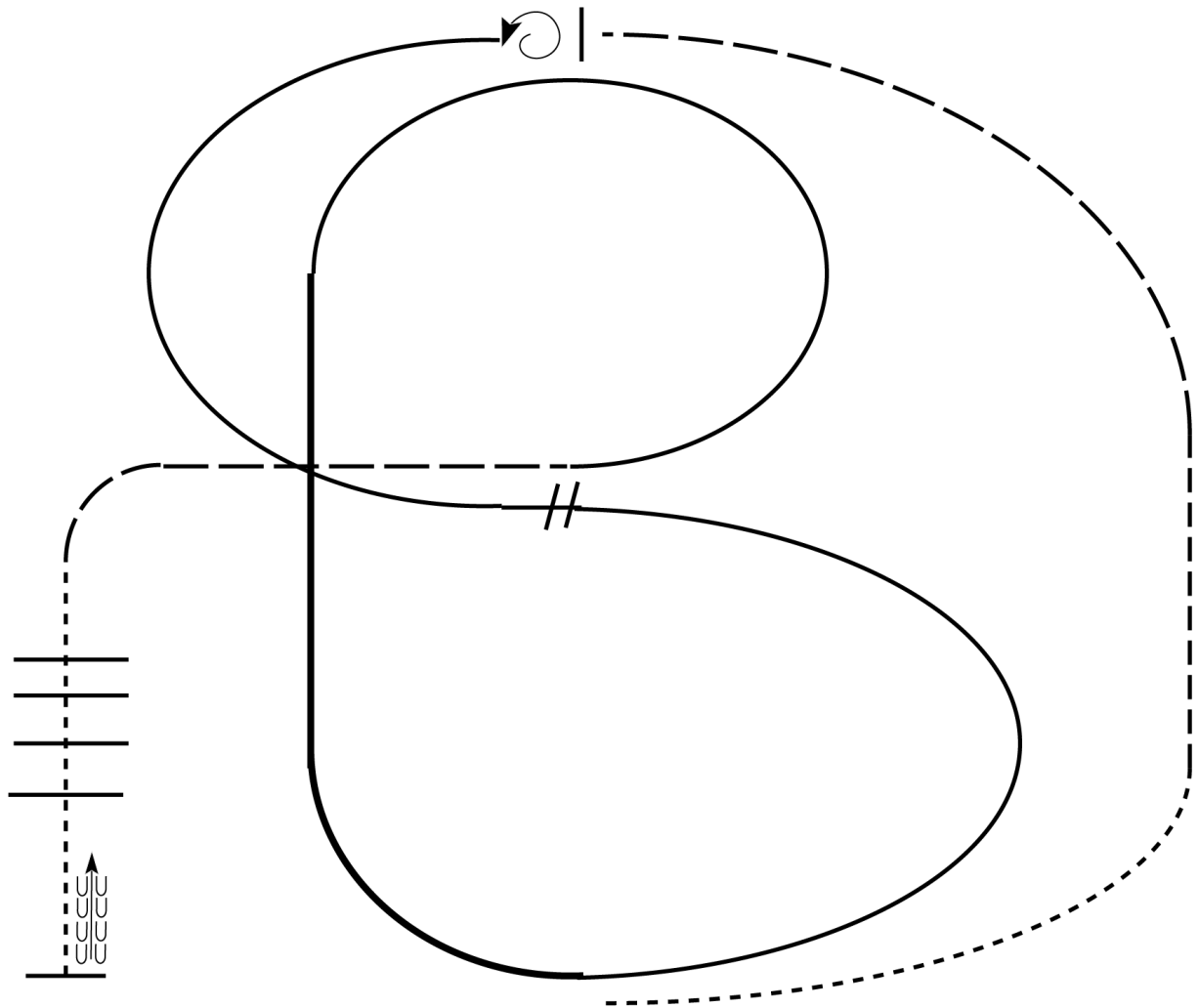
Pattern Provided by:

*Bruce Army*

# Canada Day Classic

## Ranch Riding (All Ranch Classes)

Show Date: July 02, 2022



1. Walk
2. Trot
3. Extend the trot, at the top of the arena, stop
4. 360 degree turn to the left
5. Left lead 1/2 circle, lope to the center
6. Change leads (simple or flying)
7. Right lead 1/2 circle
8. Extended lope up the long side of arena (right lead)
9. Collect back to a lope around the top of the arena and back to center
10. Break down to an extended trot
11. Walk over poles.
12. Stop and back

Walk	-----
Jog	-----
Extended Jog	-----
Lope	-----
Lead Change	
Back	
Marker	(B)

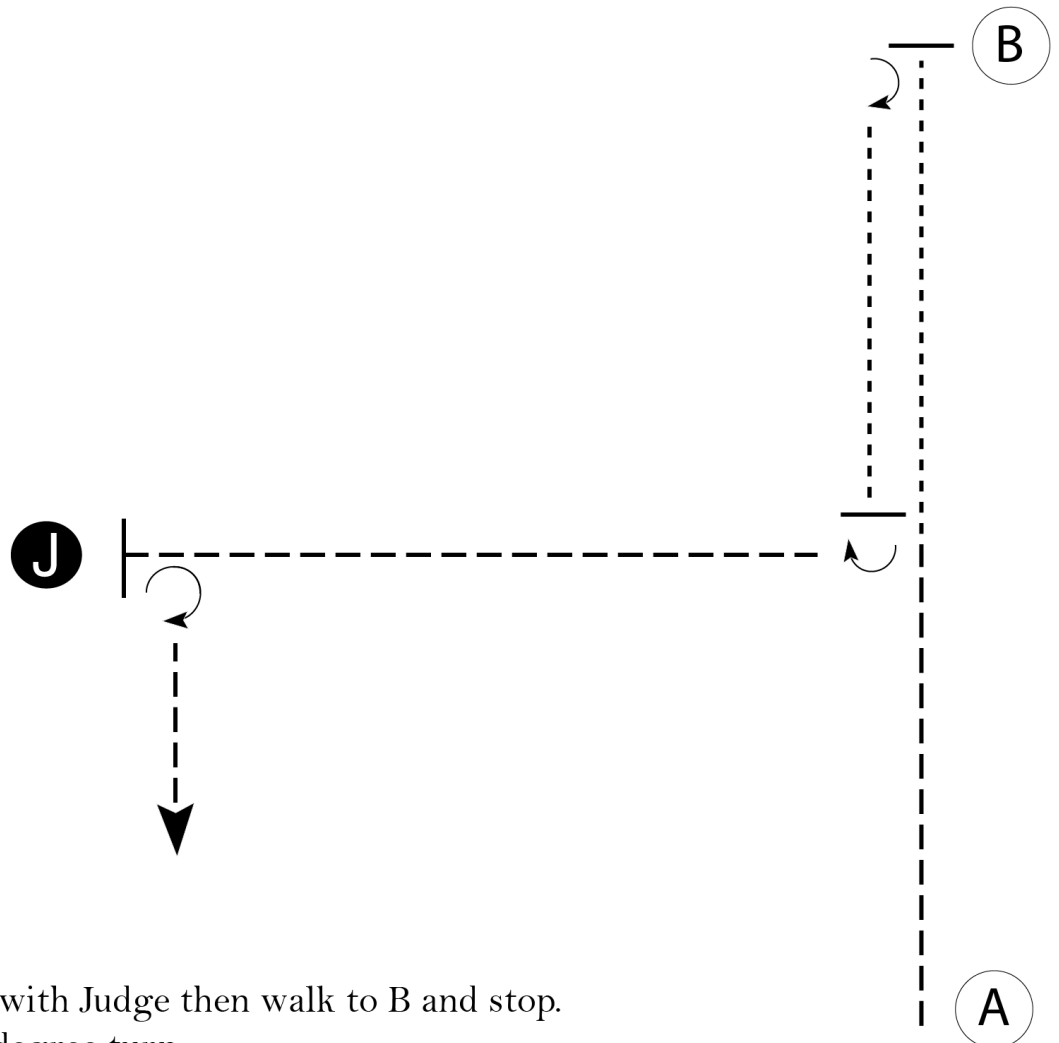
[RR/1]

Pattern Provided by:  
*Bruce Army*

# Canada Day Classic

## Showmanship (L 1 Youth & Amateur )

Show Date: 07/03/2022



Be ready at A.

1. Trot until even with Judge then walk to B and stop.
2. Perform a 180 degree turn.
3. Walk until your horse's hip is even with Judge.
4. Perform a 1/4 turn.
5. Trot to Judge.
6. Set up.
7. Inspection. When dismissed, perform a 270 degree turn and trot to exit.

Walk -----  
 Trot - - - - -  
 Back ← ⊞ ⊞ ⊞  
 Marker (B)  
 Judge (J)

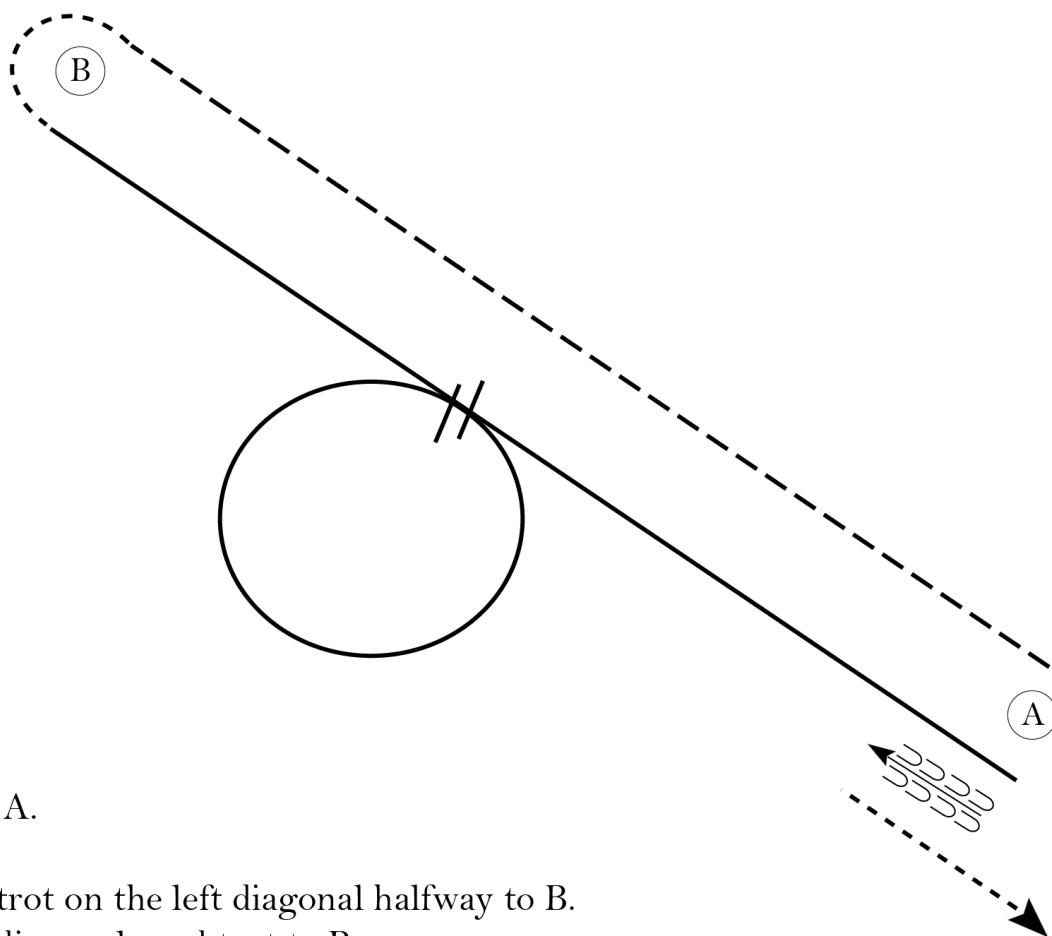
[S/1-120]

Pattern Provided by:  
*The Judges*

# Canada Day Classic

## Hunt Seat Equitation (AQHA L 1 Youth & Amateur)

Show Date: 07/03/2022



Be ready at A.

1. Posting trot on the left diagonal halfway to B.
2. Change diagonals and trot to B.
3. Break to the walk and walk around B.
4. Canter on the right lead halfway to A.
5. Continue to canter in a circle to the right.
6. Perform a simple lead change and canter to A.
7. Halt at A and back approximately one horse length.

Pattern is over once you have backed. Walk off and follow the instructions of your ring steward.

Walk	-----
Trot	- - - - -
Extended Trot	— — — — —
Canter	—————
Leg Yield	
Lead Change	— / —
Back	← ← ← ← ←
Marker	(B)
Sidepass	← — — — — →
Hand Gallop	— — — — —

[HSE/1-75]

Pattern Provided by:

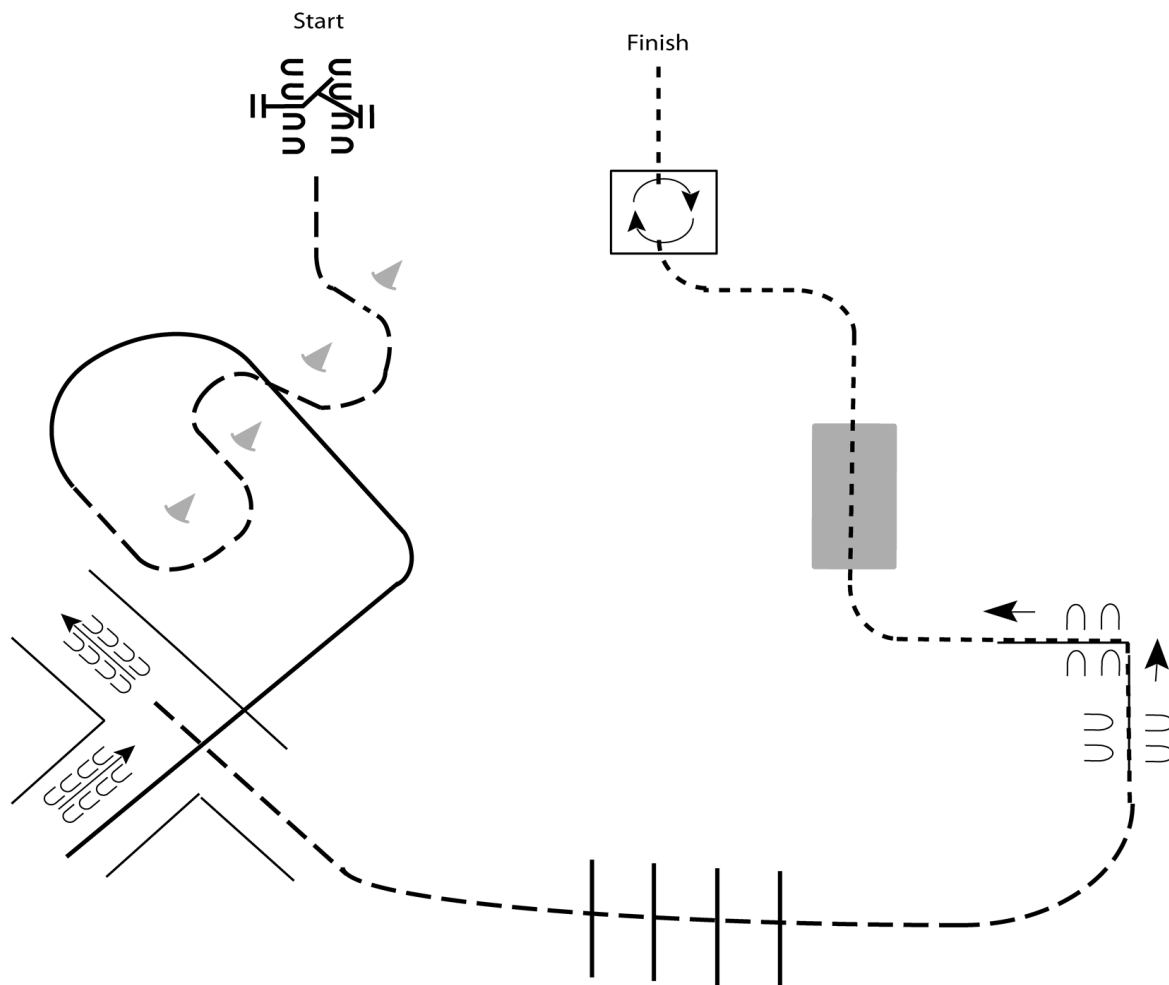
*The Judges*



# Canada Day Classic

## Level 1 Youth/Amat/Green Horse Trail

Show Date: 07-04-2022



Be ready at start

1. Work gate with the left hand.
2. Jog through cones
3. Lope right lead into chute
4. Back the L
5. Jog over poles to sidepass
6. Sidepass left over poles
7. Walk over bridge and into box
8. Perform a 360 degree turn to the right, walk out of box and to finish

Walk	-----
Jog	- - - - -
Extended Jog	— — — — —
Lope	=====
Leg Yield	
Lead Change	— / —
Back	← ← ← ← ←
Marker	ⓑ
Sidepass	← — — — — →

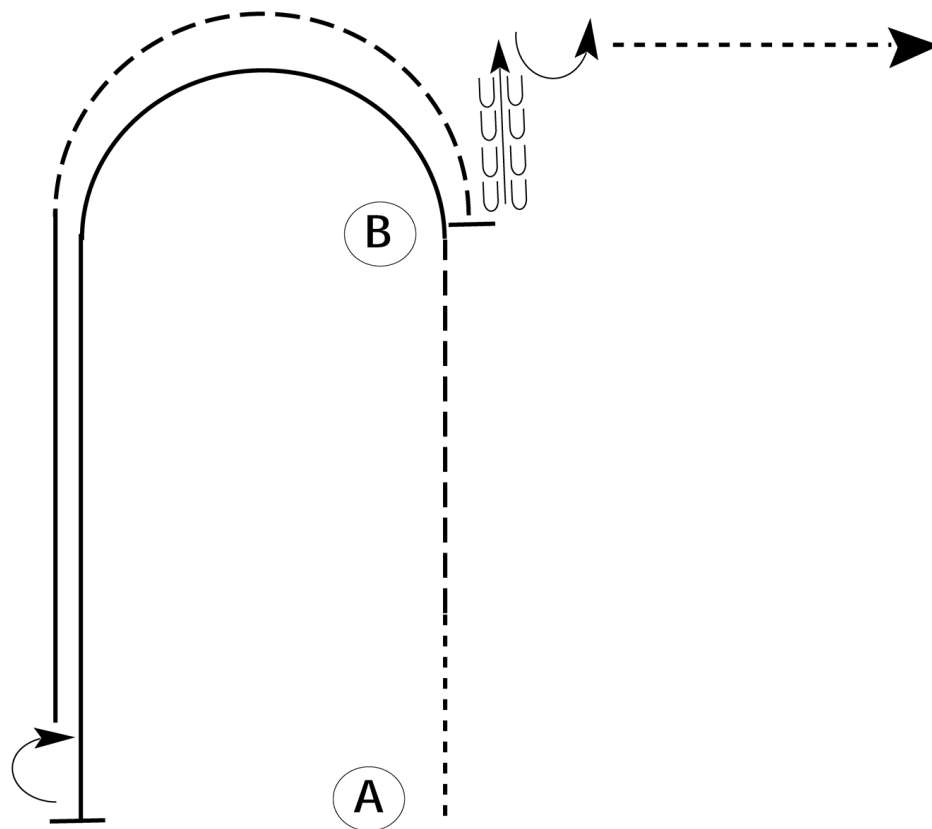
[T/1-2]

Pattern Provided by:  
*Show Management*

# Canada Day Classic

## Horsemanship (AQHA L 1 Youth & Amateur )

Show Date: 07/04/2022



Be ready at A.

1. Walk approximately 2 horse lengths from A.
2. Jog to B.
3. Lope on the left lead in a half circle and then straight until even with A.
4. Stop and perform a 180 degree turn to the right.
5. Lope on the right lead until even with B.
6. Jog to B.
7. Stop at B and back approximately one horse length.
8. Perform a 90 degree turn to the left and walk straight away.

Follow the instructions of your ring steward.

Walk	-----
Jog	- - - - -
Extended Jog	- - - - -
Lope	
Lead Change	
Back	
Marker	(B)

[WH/1-84]

Pattern Provided by:

*The Judges*

# Canada Day Classic

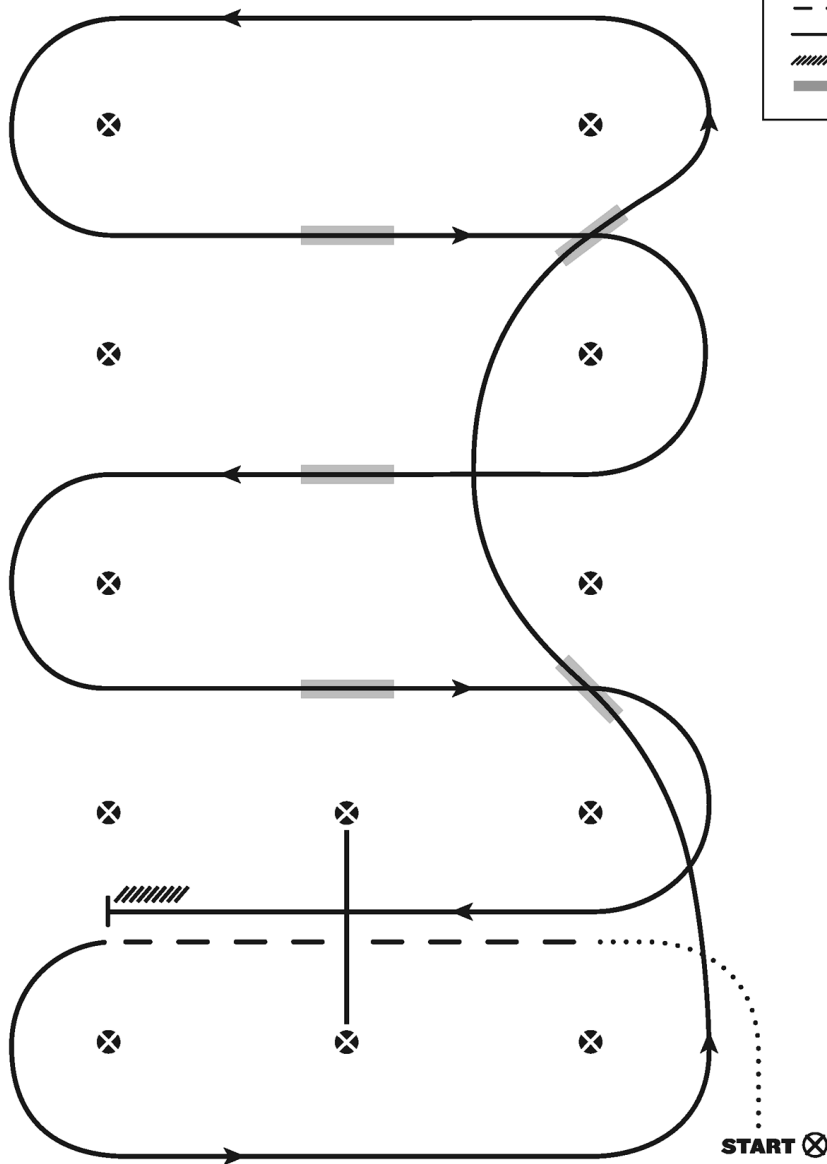
## Western Riding (Green/L 1 Youth & Amateur)

Show Date: 07/04/2022

### LEVEL I WESTERN RIDING PATTERN 9

#### LEGEND

- ..... Walk
- - - - - Jog
- Lope
- /////// Back
- Lead Changing Area



1. Walk at least 15 feet from start cone to the first marker, as drawn, transition to jog, jog over log.
2. Transition to the lope left lead & lope around end
3. First line change
4. Second line change, lope around the end of arena
5. First crossing change
6. Second crossing change
7. Third crossing change
8. Lope over log
9. Lope, stop & back

Revised 06-07-2021

[WR/GP-9]

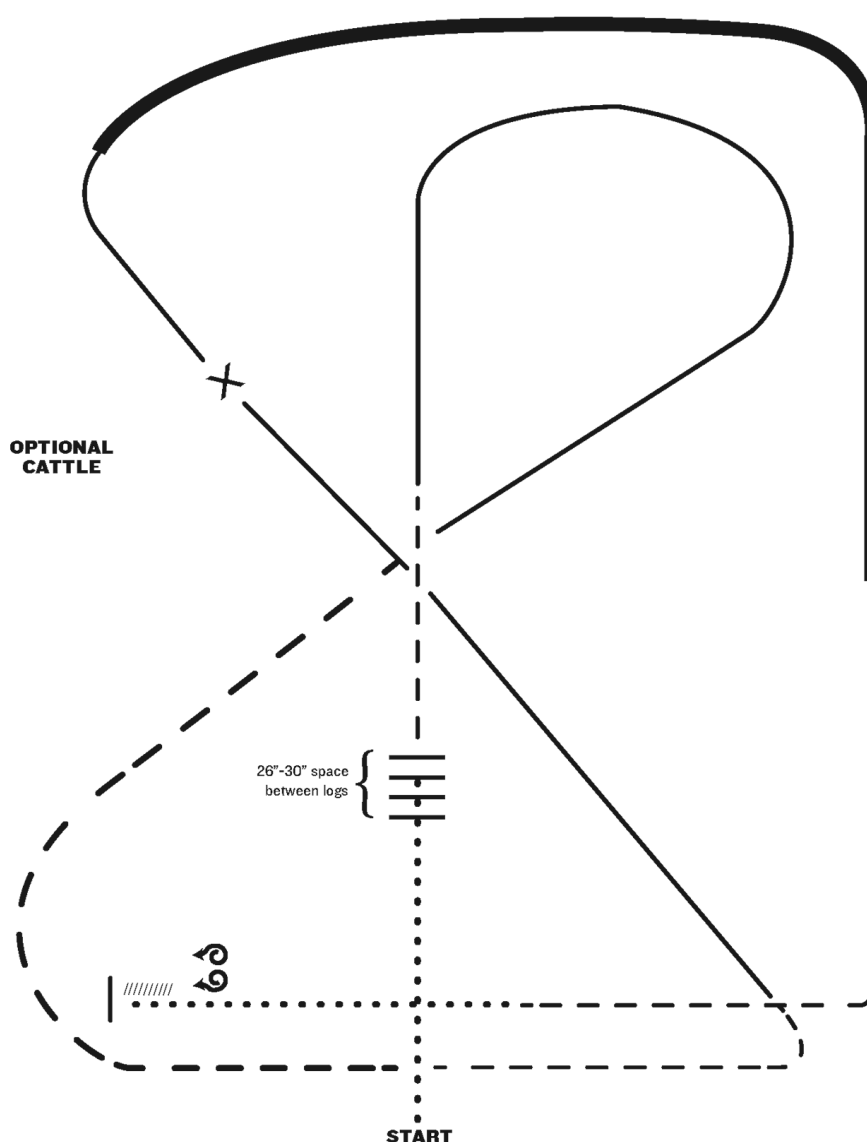
Pattern Provided by:

*The Judges*

# Canada Day Classic

## Ranch Riding (All Ranch Riding )

Show Date: 07/04/2022



1. Walk
2. Walk over logs
3. Trot
4. Lope right lead
5. Extended trot
6. Trot
7. Lope left lead
8. Change leads (simple or flying)
9. Right lead, extended lope
10. Collect Lope
11. Trot
12. Walk
13. Stop and back
14. 360 degree turn each direction (either direction 1st) (L-R or R-L)

Note: The drawn description of this pattern is only intended for the general depiction of the pattern. Exhibitors should utilize the arena space to best exhibit their horses.


[RR/AQHA-5]

Pattern Provided by:

*The Judges*

**MQHA 2022 CANADA DAY CLASSIC**

**Youth, Amateur, Open**  
**PATTERN BOOK**



**DAY 1 & 2 PATTERNS**

**JUDGES: Bruce Army & Joe Carter**

**DAY 3&4 PATTERNS**

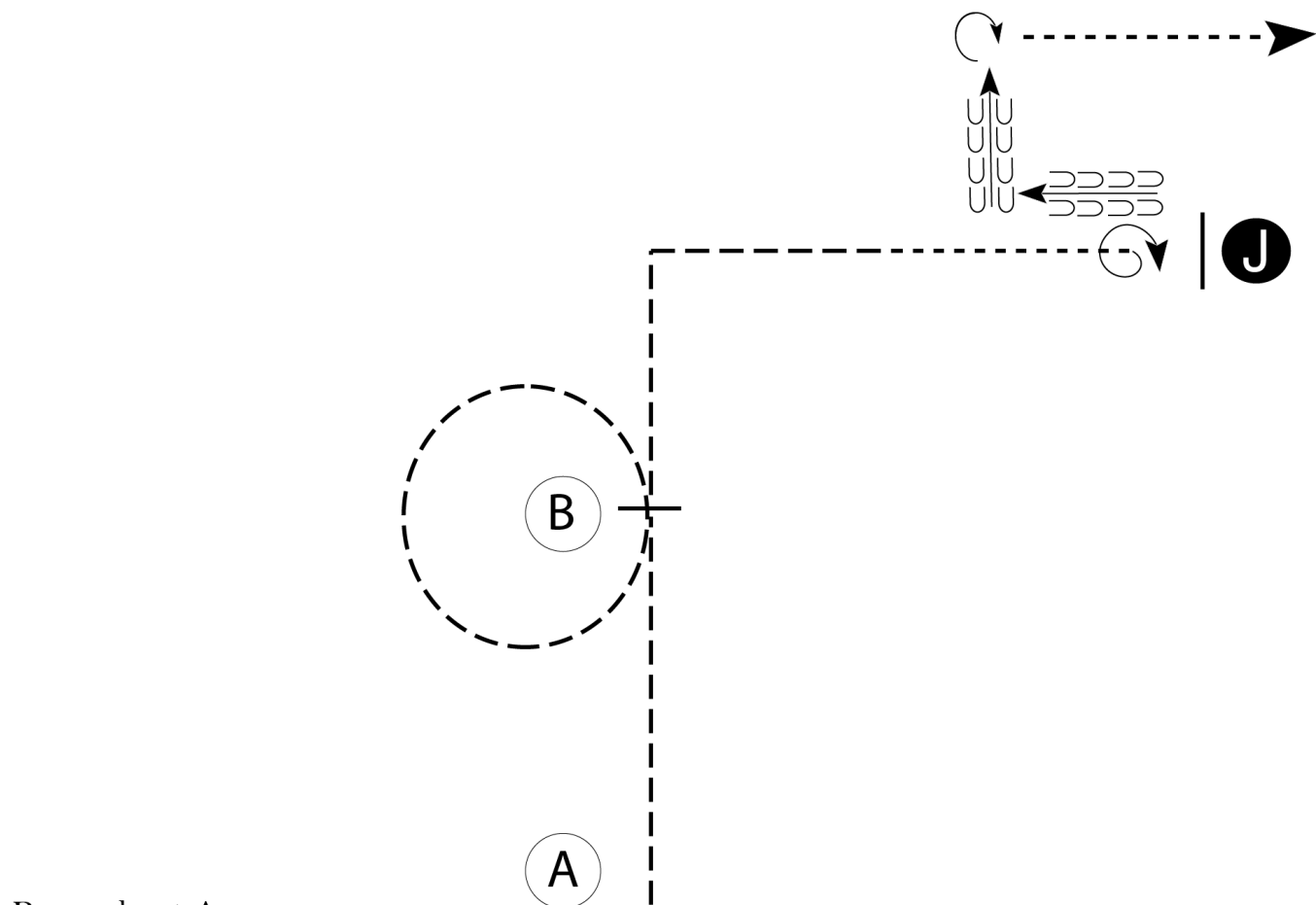
**JUDGES: Sherrye Trafton-Johnson & Michael Bednarek**

**Please print your own patterns – Copies will not be  
available at the show.**

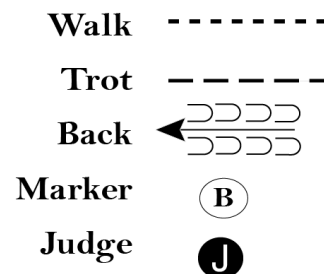
# Canada Day Classic

## Showmanship - Amat & Youth

Show Date: July 01, 2022



1. Trot from A to B.
2. Trot a circle around B.
3. At B, stop, set up, and hesitate.
4. Trot halfway to the Judge as shown.
5. Walk halfway to Judge.
6. Perform a 360 degree turn and set up for inspection.
7. When dismissed, back an "L" as shown.
8. Perform a 270 degree turn and exit at a walk.



[S/3-106]

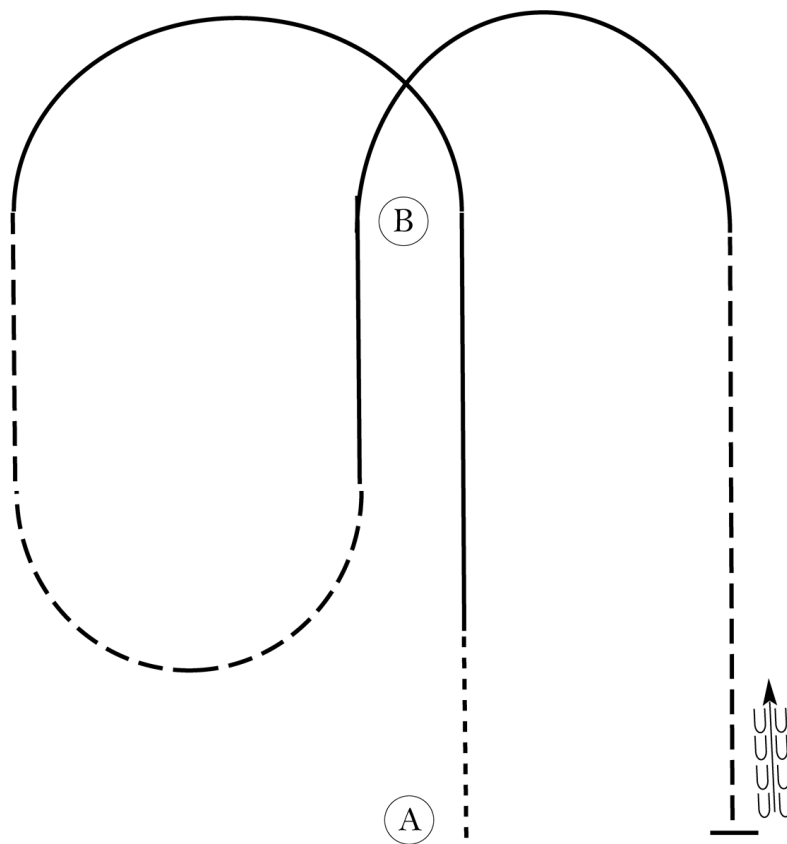
Pattern Provided by:

*Bruce Army*

# Canada Day Classic

## Hunt Seat Equitation - Amat & Youth

Show Date: July 01, 2022



Be ready at A.

1. Walk two horse lengths from A.
2. Canter on the left lead to B. Continue to canter a half circle until even with B.
3. Trot on the right diagonal until halfway between A and B. Continue to trot a half circle until halfway between A and B.
4. Canter on the right lead to B and then canter a half circle until even with B.
5. Trot on the left diagonal until even with A.
6. Stop and back approximately one horse length.

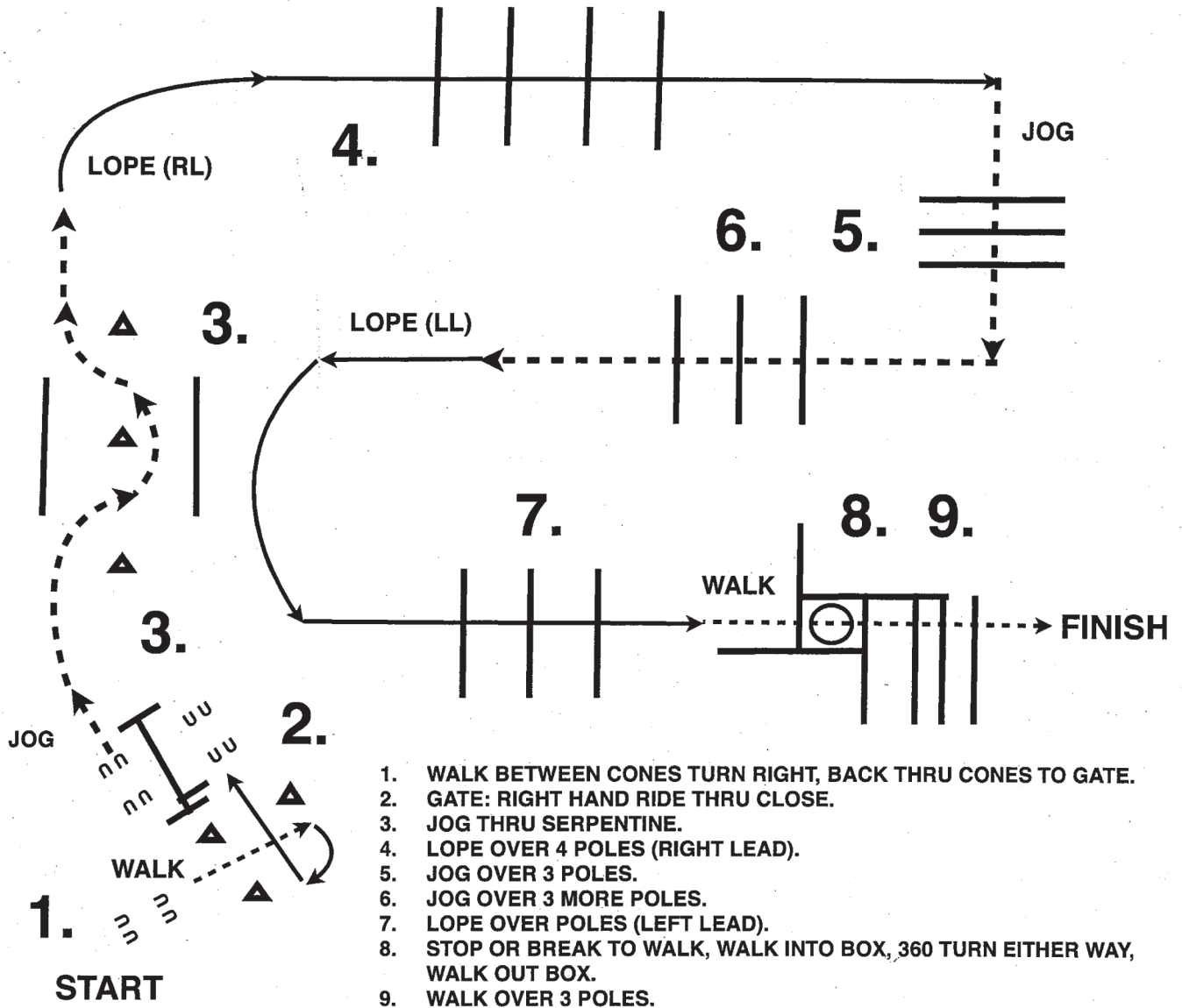
Follow the instructions of your ring steward.

Walk	-----
Trot	- - - - -
Extended Trot	— — — — —
Canter	—————
Leg Yield	
Lead Change	↗ ↘
Back	← ← ← ← ←
Marker	(B)
Sidepass	← — — — — →
Hand Gallop	—————

[HSE/2-58]

Pattern Provided by:  
*Bruce Army*

Canada Day Classic  
Trail - All classes except Walk/Jog  
July 02, 2022

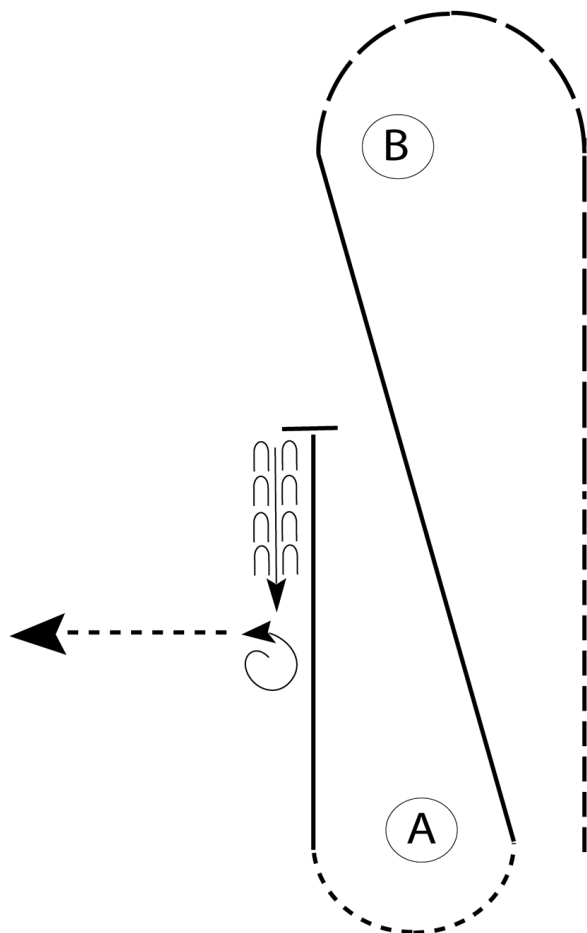




# Canada Day Classic

## Horsemanship - Amat & Youth

Show Date: July 02, 2022



Be ready at A.

1. Jog halfway to B.
2. Extend the jog to and around B.
3. Lope on the left lead diagonally back to A.
4. Walk around A.
5. Lope on the right lead halfway to B.
6. Stop and back approximately two horse lengths.
7. Perform a 1 1/4 turn to the left.
8. Walk straight away.

Follow the instructions of your ring steward.

Walk	-----
Jog	- - - - -
Extended Jog	— — — —
Lope	
Lead Change	
Back	
Marker	(B)

[WH/3-86]

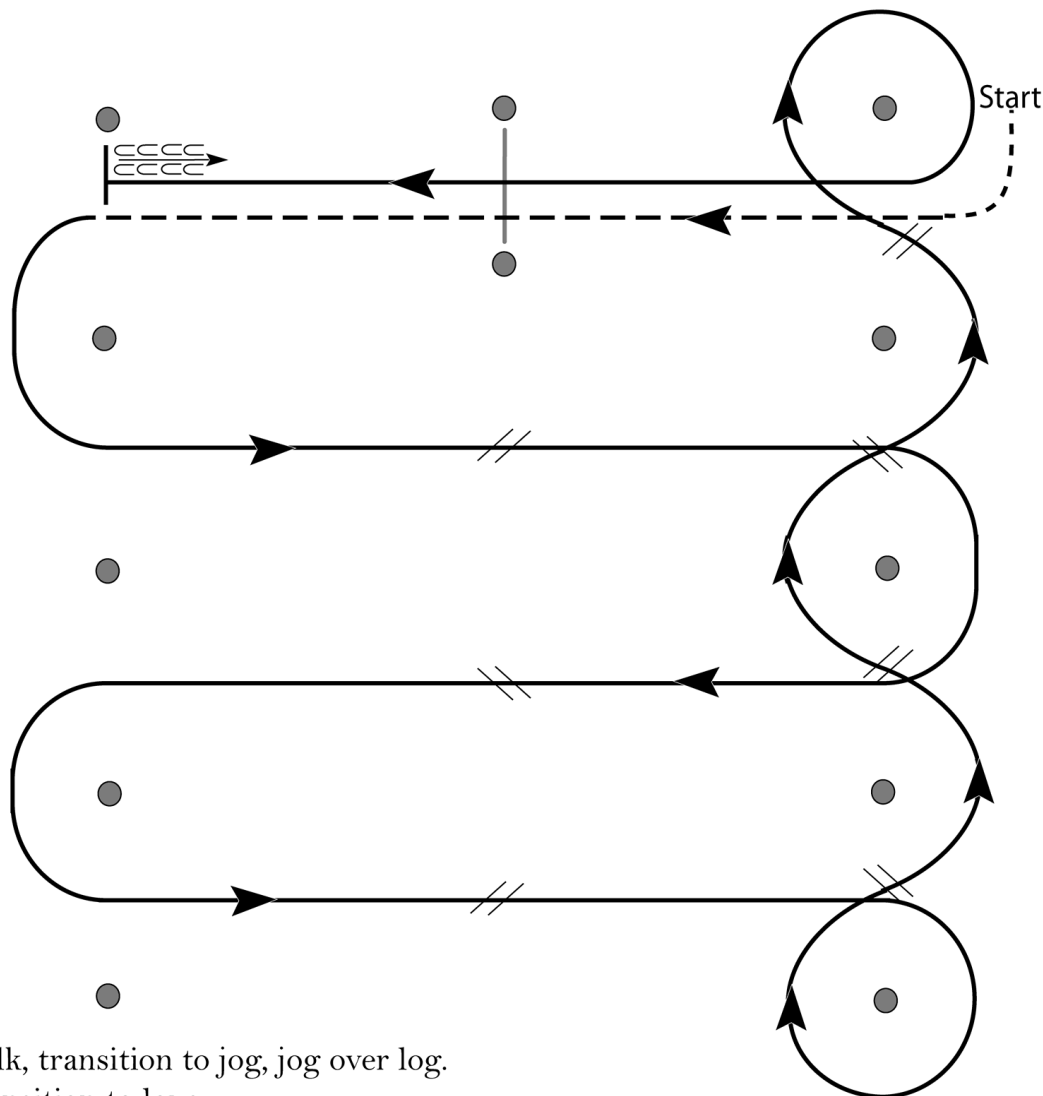
Pattern Provided by:

*Bruce Army*

# Canada Day Classic

## Western Riding - Amat, Youth, Jr, Sr

Show Date: July 02, 2022



1. Walk, transition to jog, jog over log.
2. Transition to lope.
3. First crossing change.
4. Second crossing change.
5. Third crossing change.
6. Circle and first line change.
7. Second line change.
8. Third line change.
9. Fourth line change and circle.
10. Lope log.
11. Lope, stop and back.

[WR/OP-2]

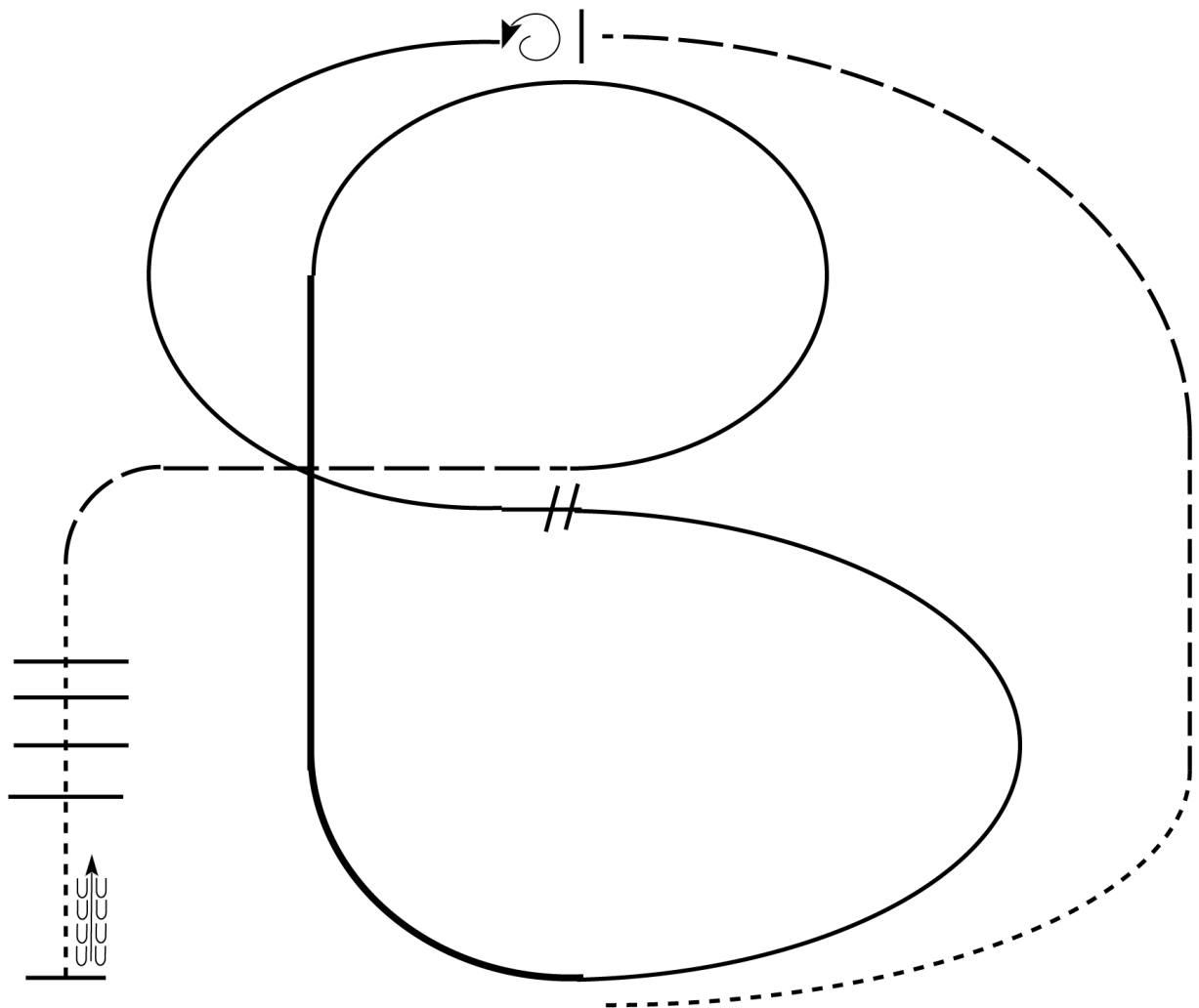
Pattern Provided by:

*Bruce Army*

# Canada Day Classic

## Ranch Riding (All Ranch Classes)

Show Date: July 02, 2022



1. Walk
2. Trot
3. Extend the trot, at the top of the arena, stop
4. 360 degree turn to the left
5. Left lead 1/2 circle, lope to the center
6. Change leads (simple or flying)
7. Right lead 1/2 circle
8. Extended lope up the long side of arena (right lead)
9. Collect back to a lope around the top of the arena and back to center
10. Break down to an extended trot
11. Walk over poles.
12. Stop and back

Walk	-----
Jog	- - - - -
Extended Jog	— — — —
Lope	— — — —
Lead Change	
Back	
Marker	(B)

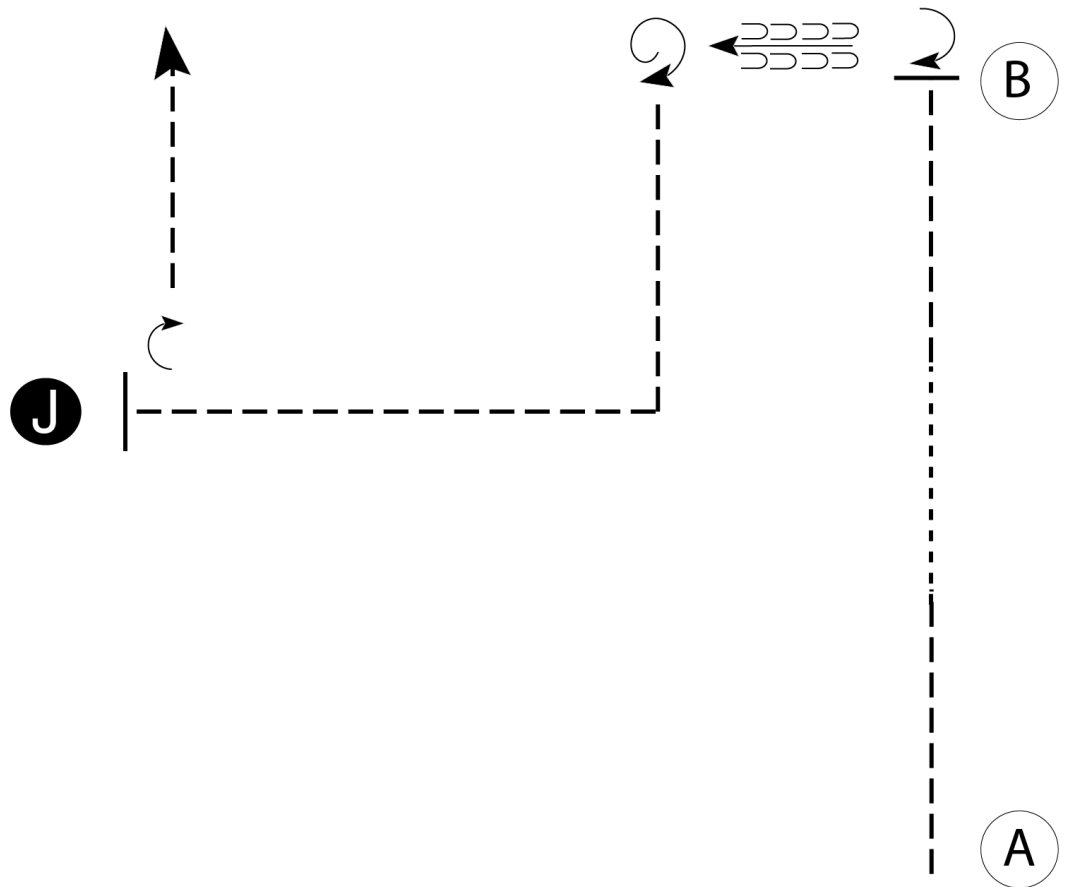
[RR/1]

Pattern Provided by:  
*Bruce Army*

# Canada Day Classic

## Showmanship (AQHA Youth/Amateur)

Show Date: 07/03/2022



Be ready at A.

1. Trot 1/3 of the line, then walk 1/3 of the line then trot the final 1/3 of the line.
2. Stop with horse's hip even with B then perform a 1/4 turn.
3. Back 2 horse lengths then perform a 1 1/4 turn.
4. Trot to judge as shown.
5. Stop and set up at Judge.
6. Inspection.
7. When dismissed, perform a 1/4 turn and trot to exit.

Walk -----  
Trot -----  
Back ←-----  
Marker (B)  
Judge (J)

[S/2-119]

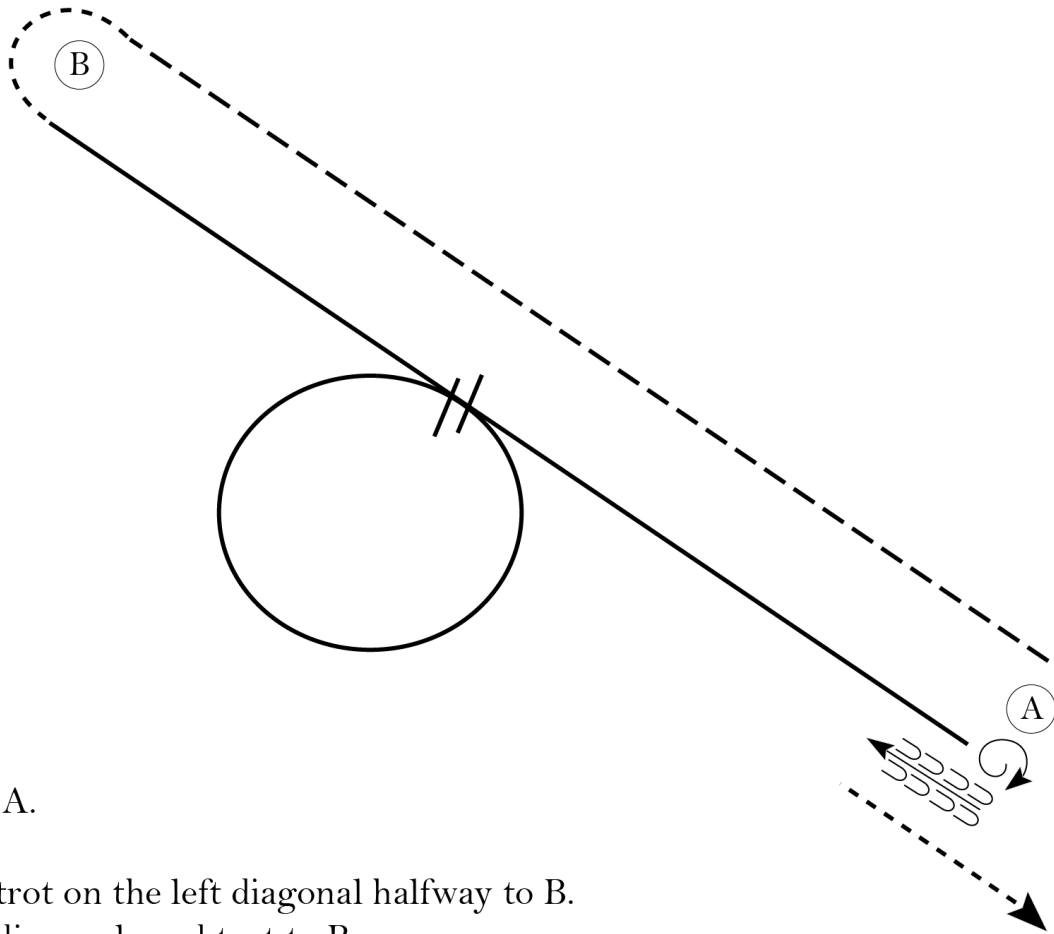
Pattern Provided by:

*The Judges*

# Canada Day Classic

## Hunt Seat Equitation (AQHA Youth & Amateur)

Show Date: 07/03/2022



Be ready at A.

1. Posting trot on the left diagonal halfway to B.
2. Change diagonals and trot to B.
3. Break to the walk and walk around B.
4. Canter on the right lead halfway to A.
5. Continue to canter in a circle to the right.
6. Perform a simple lead change and canter to A.
7. Halt at A and perform a 360 degree turn on the forehand to the right.
8. Back approximately one horse length.

Pattern is over once you have backed. Walk off and follow the instructions of your ring steward.

Walk	-----
Trot	- - - - -
Extended Trot	— — — — —
Canter	—————
Leg Yield	
Lead Change	— / —
Back	← ← ← ← ←
Marker	(B)
Sidepass	← — — — — →
Hand Gallop	— — — — —

[HSE/2-75]

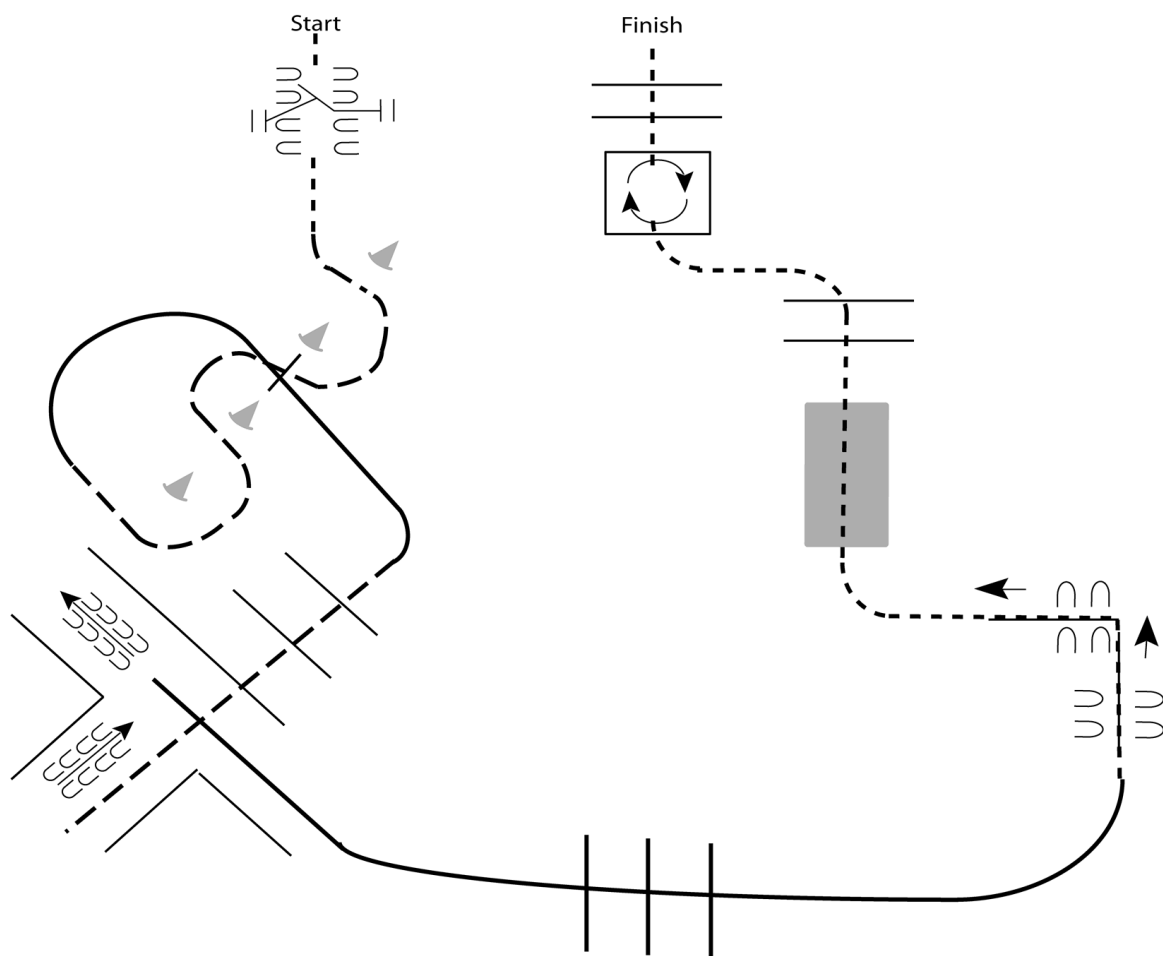
Pattern Provided by:

*The Judges*

# Canada Day Classic

## Youth, Amateur, Junior, Senior Trail

Show Date: 07-04-2022



Begin at Start.

1. Walk to and work gate.
2. Jog through cones.
3. Lope right lead to poles.
4. Jog over poles into chute.
5. Back the L.
6. Lope left lead over poles.
7. Side pass left over poles.
8. Walk over bridge, poles and into box.
9. Perform a 360 degree turn to the right, walk out of box and over poles to finish.

Walk	-----
Jog	-----
Extended Jog	-----
Lope	=====
Leg Yield	
Lead Change	---/---
Back	←←←←←
Marker	ⓑ
Sidepass	←-----→

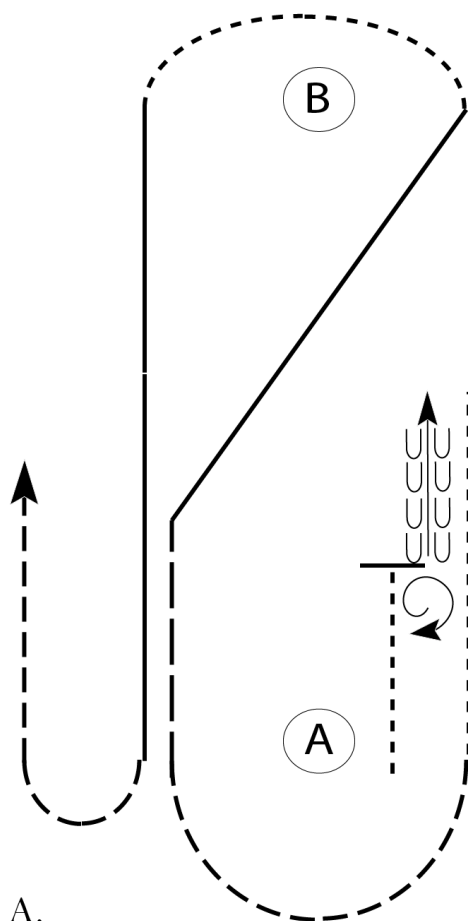
[T/2-3]

Pattern Provided by:  
*Show Management*

# Canada Day Classic

## Horsemanship (AQHA Youth & Amateur)

Show Date: 07/04/2022



Be ready at A.

1. Walk approximately 2 horse lengths from A.  
Stop and perform a 1 1/2 turn right.
2. Back approximately one horse length then  
walk to A.
3. Jog around A then extend the jog in a straight  
line halfway to B.
4. Lope on the left lead on the diagonal to B.  
Break to the walk and walk around B.
5. Lope on the right lead to A.
6. Break to the jog when even with A and jog  
around to exit.

Walk	-----
Jog	- - - - -
Extended Jog	- - - - -
Lope	
Lead Change	
Back	
Marker	(B)

[WH/2-117]

Pattern Provided by:

*The Judges*

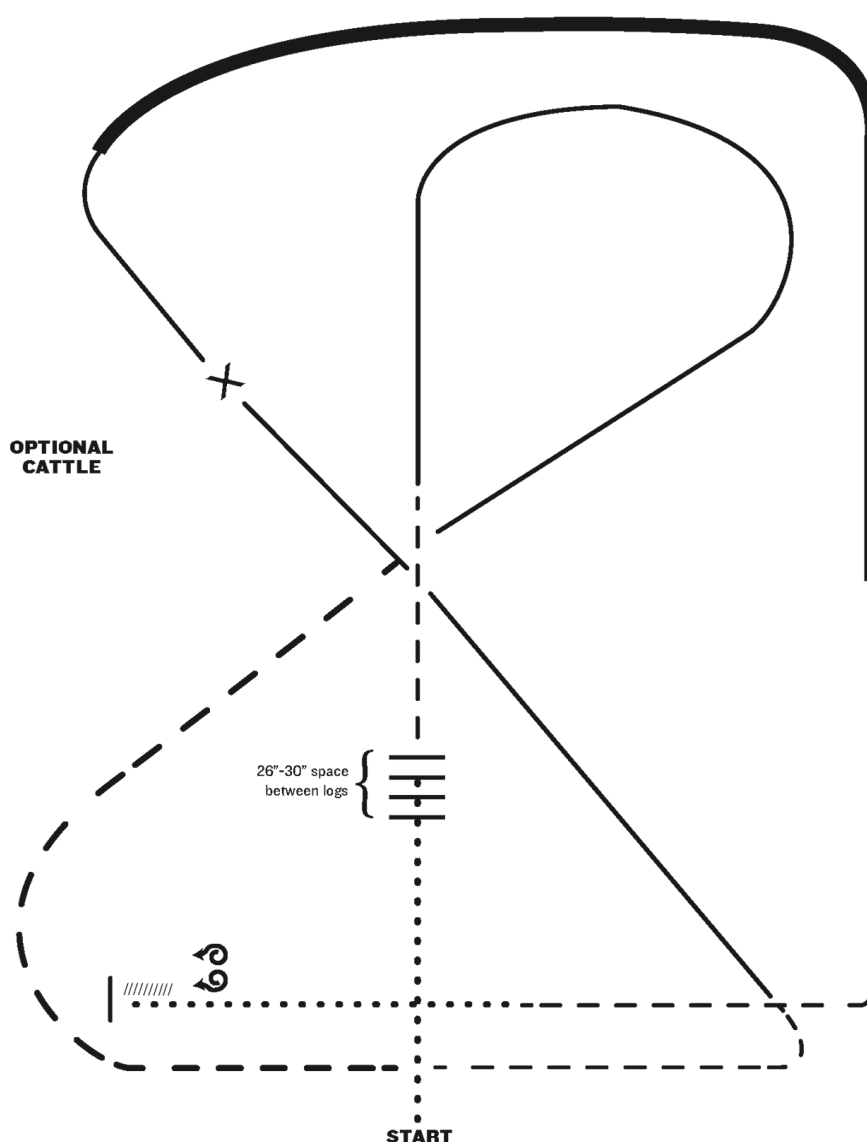




# Canada Day Classic

## Ranch Riding (All Ranch Riding )

Show Date: 07/04/2022



1. Walk
2. Walk over logs
3. Trot
4. Lope right lead
5. Extended trot
6. Trot
7. Lope left lead
8. Change leads (simple or flying)
9. Right lead, extended lope
10. Collect Lope
11. Trot
12. Walk
13. Stop and back
14. 360 degree turn each direction (either direction 1st) (L-R or R-L)

Note: The drawn description of this pattern is only intended for the general depiction of the pattern. Exhibitors should utilize the arena space to best exhibit their horses.

[RR/AQHA-5]

Pattern Provided by:

*The Judges*