


**MQHA 2022 CANADA DAY CLASSIC**

**Level 1**  
**PATTERN BOOK**



**DAY 1 & 2 PATTERNS**

**JUDGES: Bruce Army & Joe Carter**

**DAY 3&4 PATTERNS**

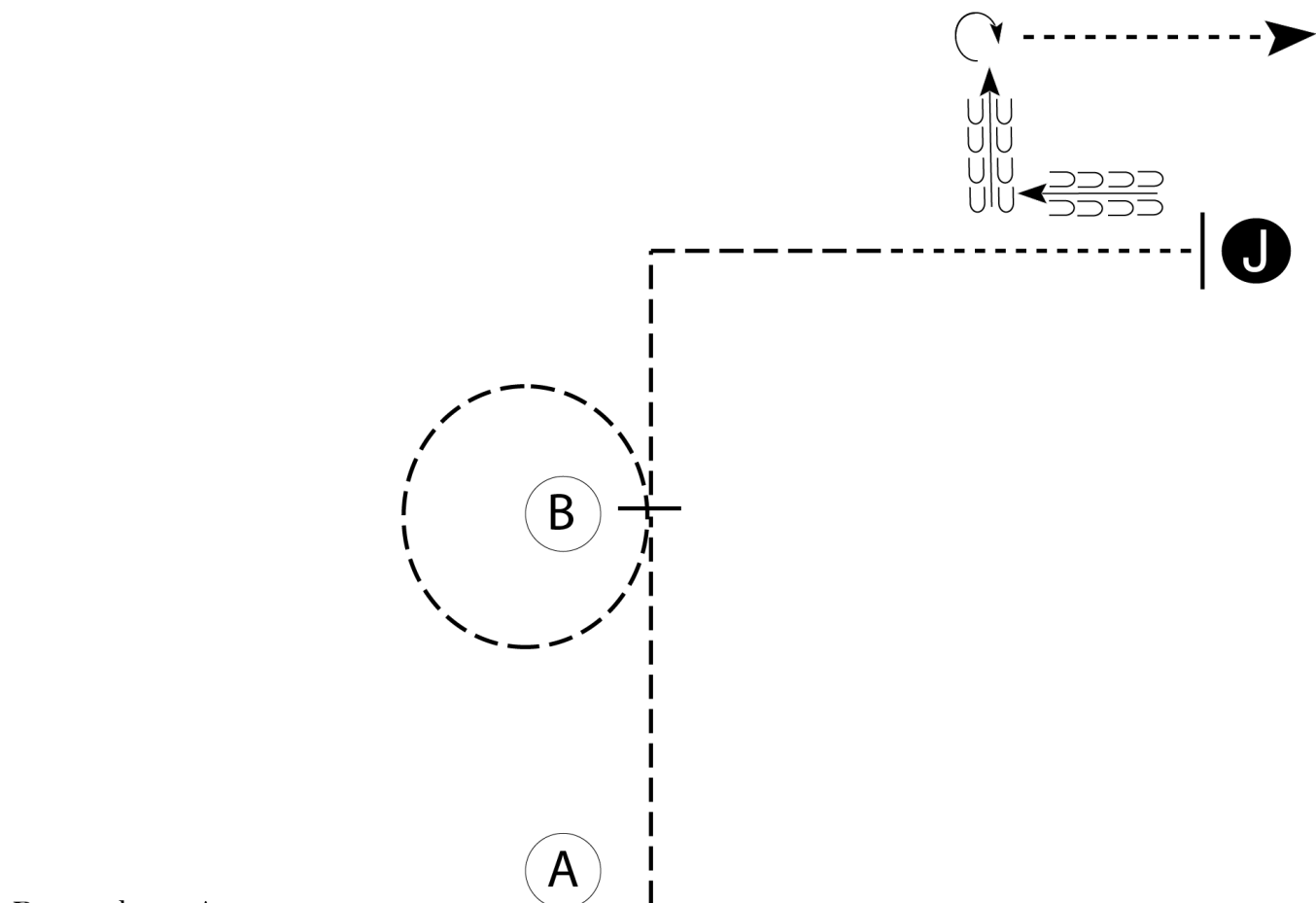
**JUDGES: Sherrye Trafton-Johnson & Michael Bednarek**

**Please print your own patterns – Copies will not be  
available at the show.**

# Canada Day Classic

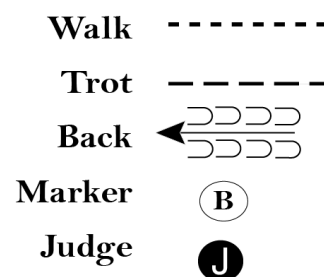
## Showmanship - Level 1 Amat & Youth

Show Date: July 1, 2022



Be ready at A.

1. Trot from A to B.
2. Trot a circle around B.
3. At B, stop, set up, and hesitate.
4. Trot halfway to the Judge as shown.
5. Walk halfway to Judge and set up for inspection.
6. When dismissed, back an "L" as shown.
7. Perform a 270 degree turn and exit at a walk.



[S/2-106]

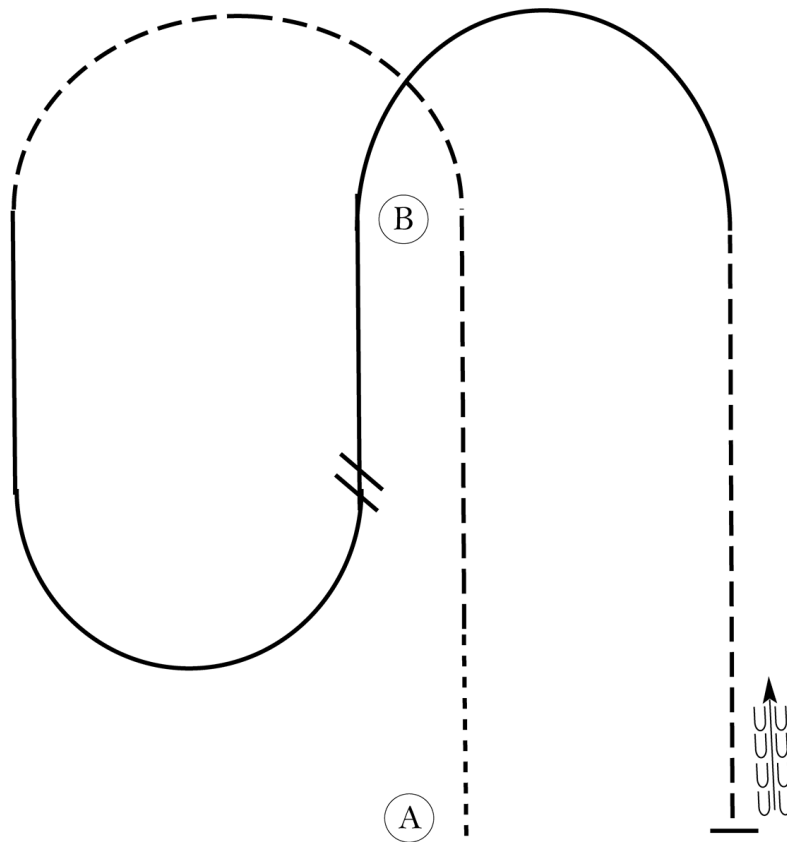
Pattern Provided by:

*Bruce Army*

# Canada Day Classic

## Hunt Seat Equitation - Level 1 Amat & Youth

Show Date: July 01, 2022



Be ready at A.

1. Walk two horse lengths from A.
2. Sitting trot to B.
3. Posting trot a half circle on the right diagonal until even with B.
4. Canter a straight line and then a half circle on the left lead until halfway between A and B.
5. Perform a simple lead change.
6. Canter on the right lead to B and then in a half circle until even with B.
7. Posting trot on the left diagonal until even with A.
8. Stop and back approximately one horse length.

Follow the instructions of your ring steward.

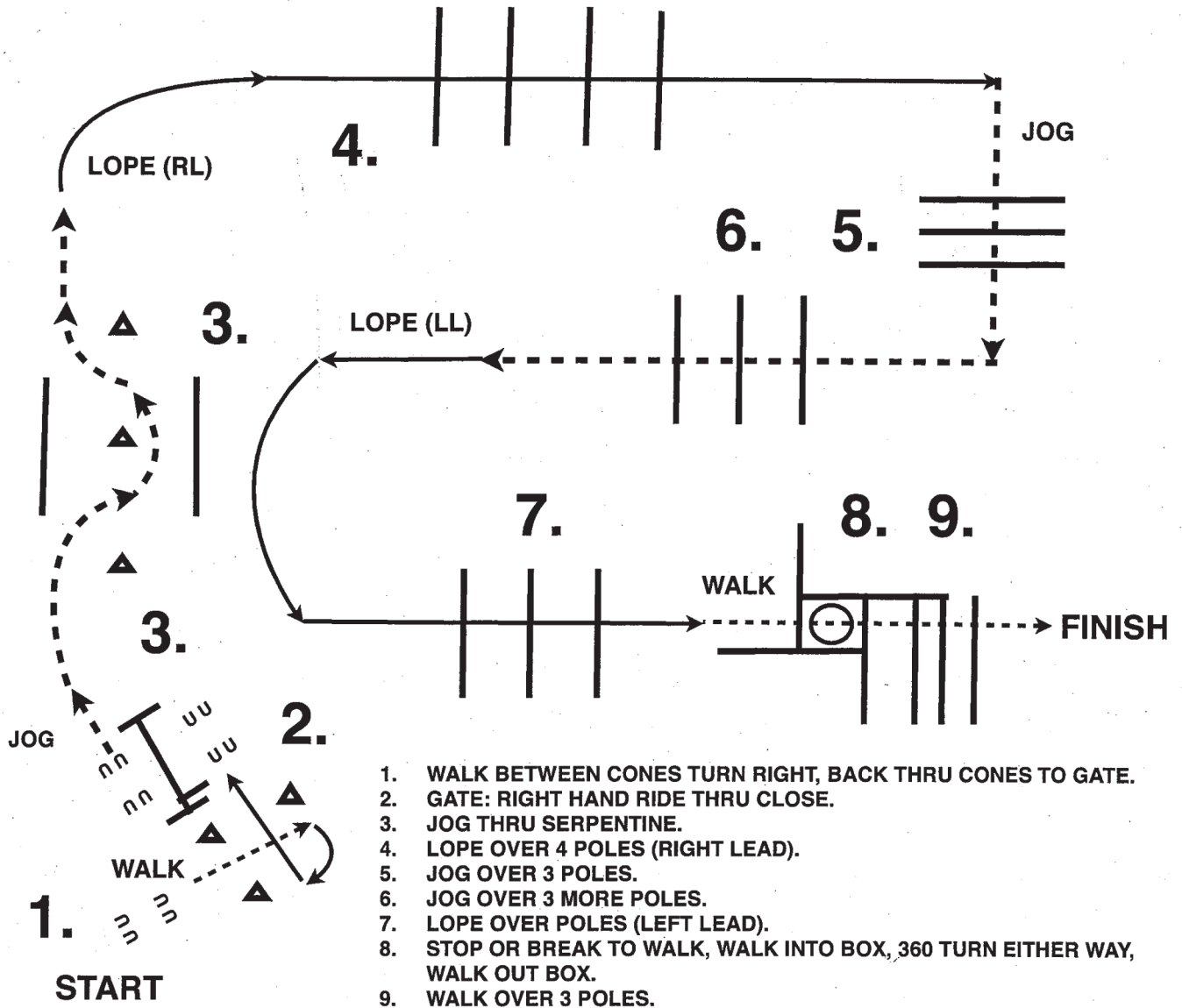
Walk	-----
Trot	- - - - -
Extended Trot	— — — — —
Canter	—————
Leg Yield	
Lead Change	↗ ↘
Back	← ← ← ← ←
Marker	(B)
Sidepass	← — — — — →
Hand Gallop	—————

[HSE/1-58]

Pattern Provided by:

*Bruce Army*

Canada Day Classic  
Trail - All classes except Walk/Jog  
July 02, 2022



[www.HorseShowPatterns.com](http://www.HorseShowPatterns.com)

[www.HorseShowPatterns.com](http://www.HorseShowPatterns.com)

[www.HorseShowPatterns.com](http://www.HorseShowPatterns.com)



[www.HorseShowPatterns.com](http://www.HorseShowPatterns.com)

- [www.HorseShowPatterns.com](http://www.HorseShowPatterns.com)

[www.HorseShowPatterns.com](http://www.HorseShowPatterns.com)

[www.HorseShowPatterns.com](http://www.HorseShowPatterns.com)

[www.HorseShowPatterns.com](http://www.HorseShowPatterns.com)

[www.HorseShowPatterns.com](http://www.HorseShowPatterns.com)

[www.HorseShowPatterns.com](http://www.HorseShowPatterns.com)

[www.HorseShowPatterns.com](http://www.HorseShowPatterns.com)

[www.HorseShowPatterns.com](http://www.HorseShowPatterns.com)

[www.HorseShowPatterns.com](http://www.HorseShowPatterns.com)

[www.HorseShowPatterns.com](http://www.HorseShowPatterns.com)

[www.HorseShowPatterns.com](http://www.HorseShowPatterns.com)

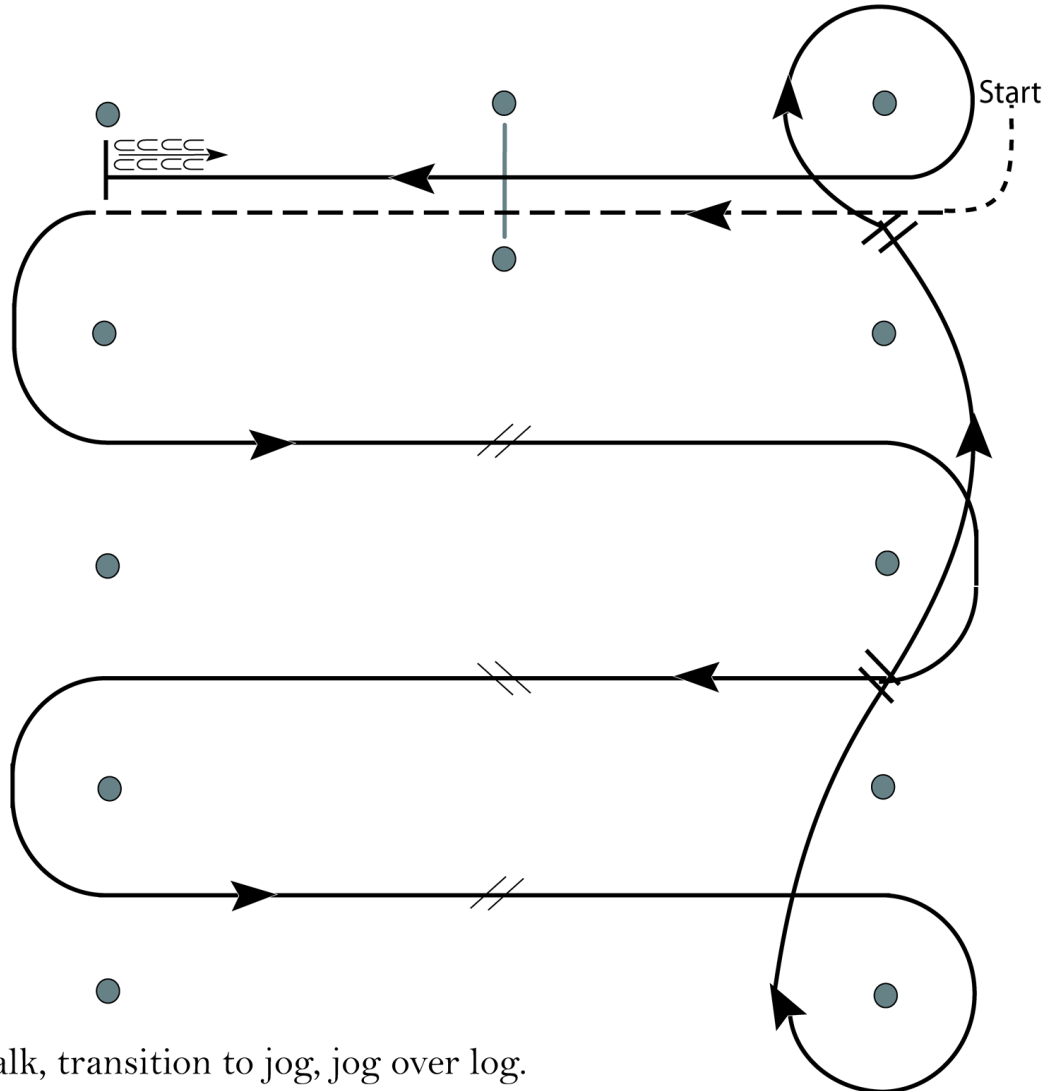
[www.HorseShowPatterns.com](http://www.HorseShowPatterns.com)

[www.HorseShowPatterns.com](http://www.HorseShowPatterns.com)

# Canada Day Classic

## Western Riding - Level 1 Green, Amat, Youth

Show Date: July 02, 2022



1. Walk, transition to jog, jog over log.
2. Transition to left lead lope.
3. First crossing change.
4. Second crossing change.
5. Third crossing change.
6. Circle and first line change.
7. Second line change and circle.
8. Lope log.
9. Stop and back.

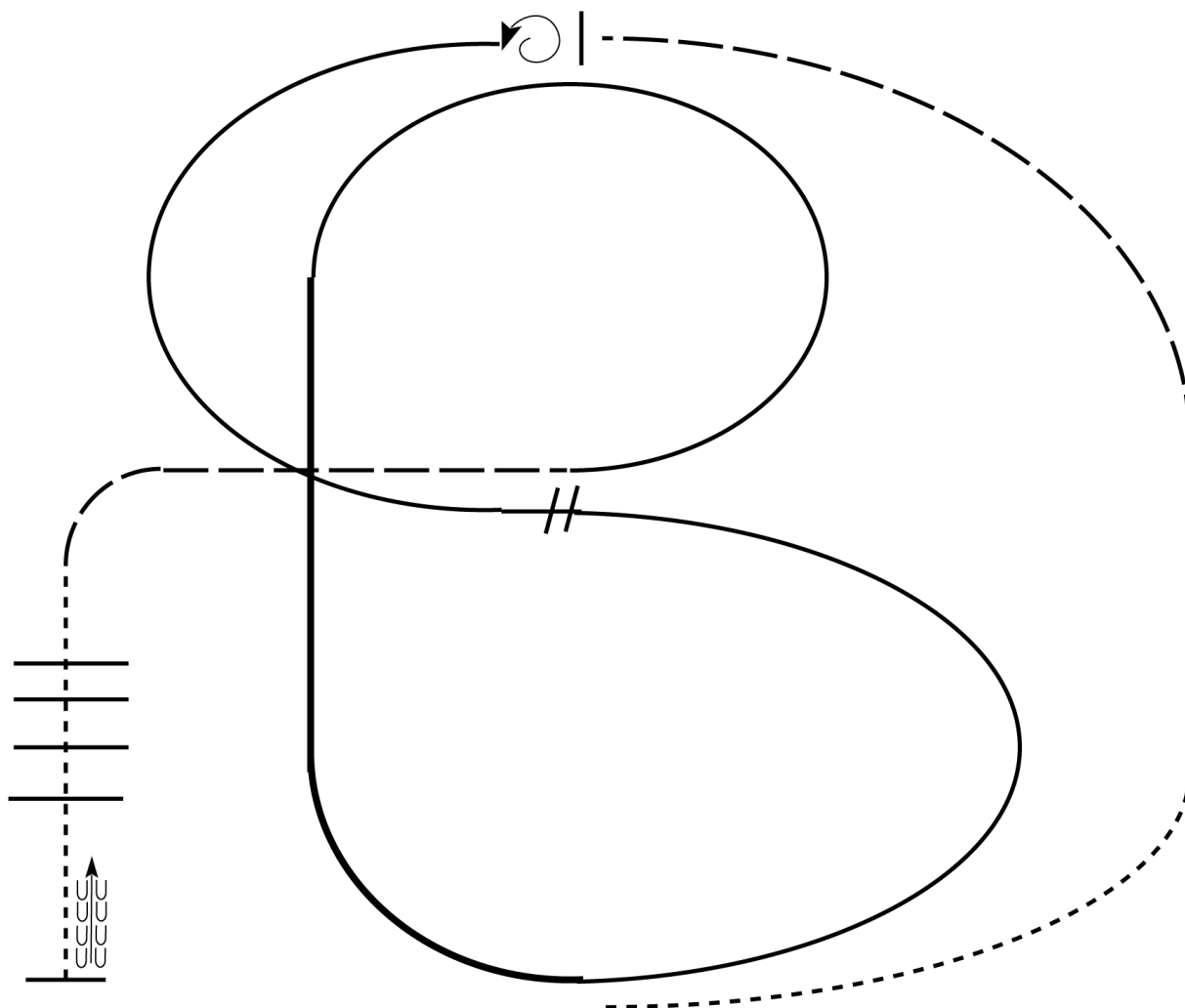
[WR/GP-2]




Pattern Provided by:

*Bruce Army*

[www.HorseShowPatterns.com](http://www.HorseShowPatterns.com)

[www.HorseShowPatterns.com](http://www.HorseShowPatterns.com)



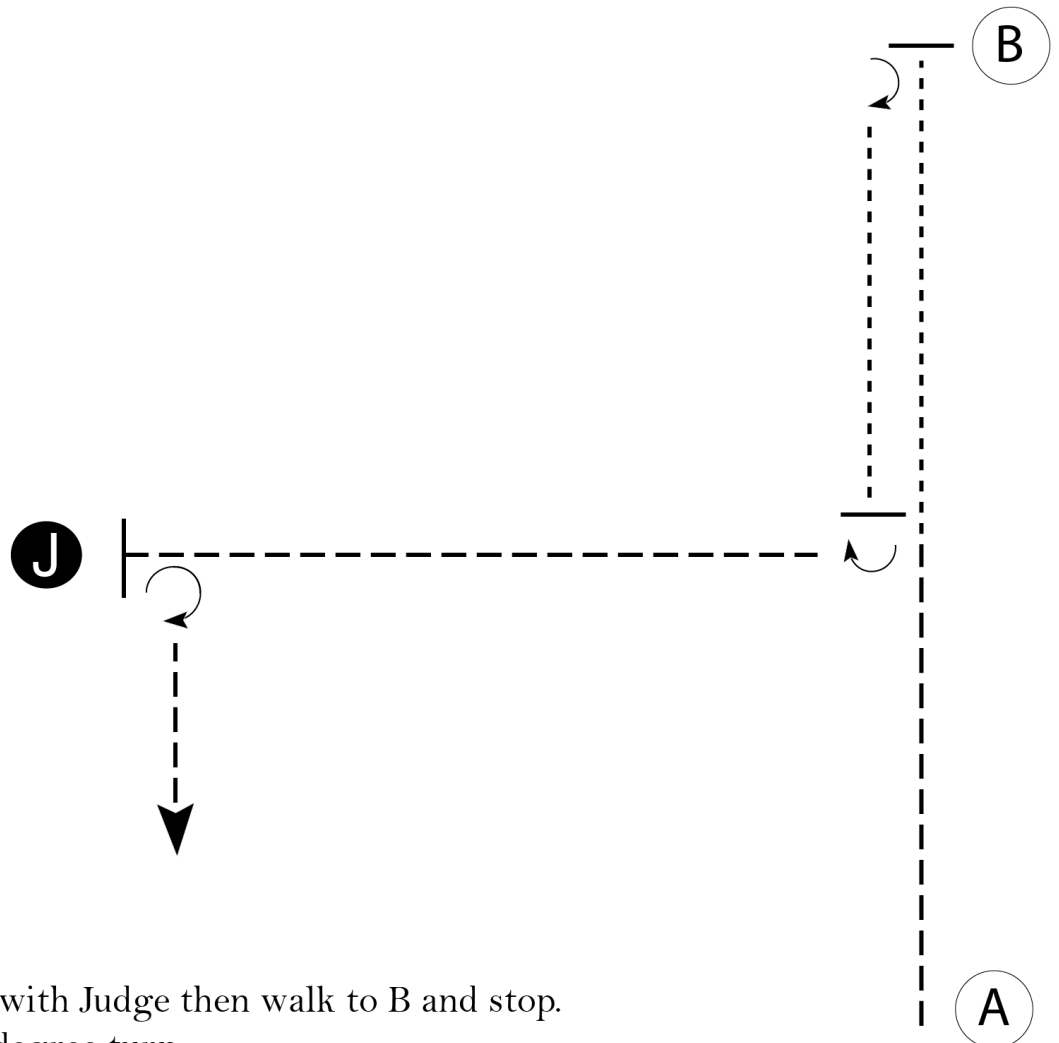
- |                     |   |
|---------------------|---|
| <b>Walk</b>         | -----   |
| <b>Jog</b>          | ----  |
| <b>Extended Jog</b> | ---   |
| <b>Lope</b>         | —   |
| <b>Lead Change</b>  |  |
| <b>Back</b>         |  |
| <b>Marker</b>       |  |

**Pattern Provided by:**  
*Bruce Army*

# Canada Day Classic

## Showmanship (L 1 Youth & Amateur )

Show Date: 07/03/2022



Be ready at A.

1. Trot until even with Judge then walk to B and stop.
2. Perform a 180 degree turn.
3. Walk until your horse's hip is even with Judge.
4. Perform a 1/4 turn.
5. Trot to Judge.
6. Set up.
7. Inspection. When dismissed, perform a 270 degree turn and trot to exit.

Walk -----  
Trot - - - - -  
Back ← ⊞ ⊞ ⊞  
Marker (B)  
Judge (J)

[S/1-120]

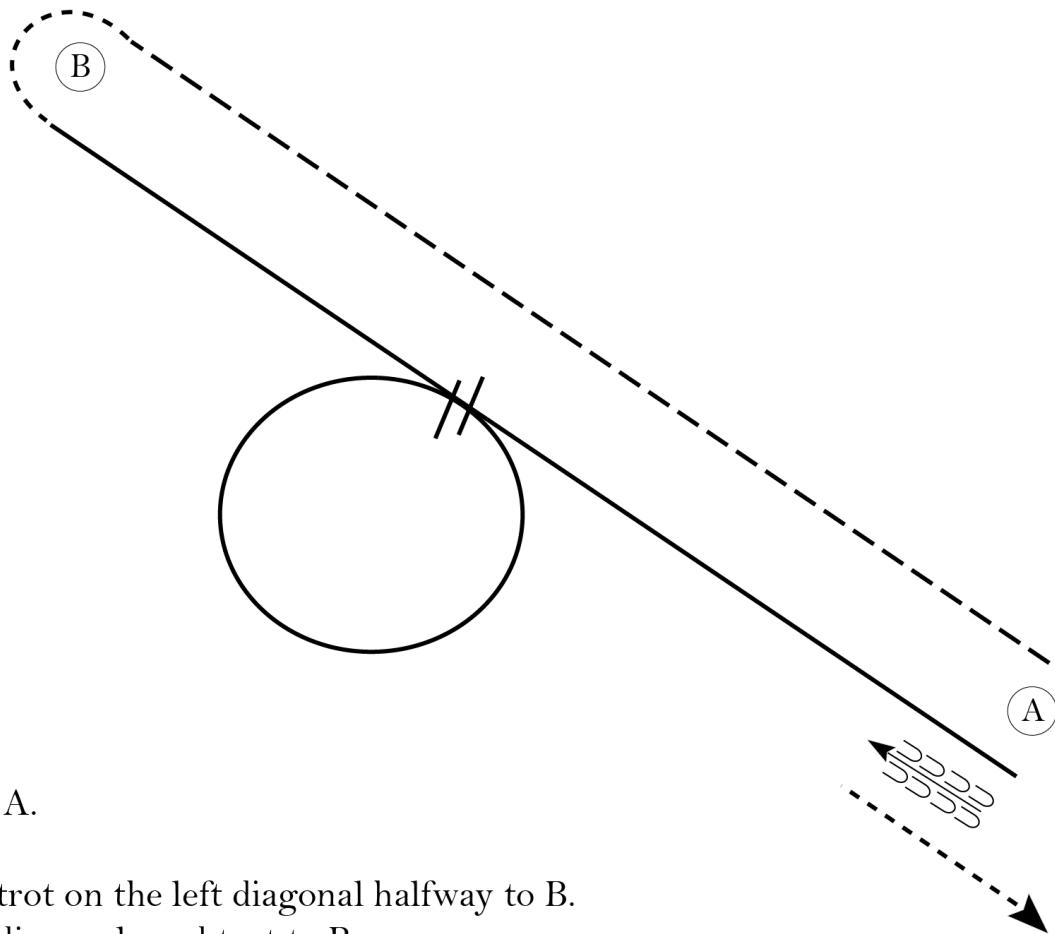
Pattern Provided by:  
*The Judges*



# Canada Day Classic

## Hunt Seat Equitation (AQHA L 1 Youth & Amateur)

Show Date: 07/03/2022



Be ready at A.

1. Posting trot on the left diagonal halfway to B.
2. Change diagonals and trot to B.
3. Break to the walk and walk around B.
4. Canter on the right lead halfway to A.
5. Continue to canter in a circle to the right.
6. Perform a simple lead change and canter to A.
7. Halt at A and back approximately one horse length.

Pattern is over once you have backed. Walk off and follow the instructions of your ring steward.

Walk	-----
Trot	- - - - -
Extended Trot	— — — — —
Canter	—————
Leg Yield	
Lead Change	— / —
Back	← ← ← ← ←
Marker	(B)
Sidepass	← — — — — →
Hand Gallop	— — — — —

[HSE/1-75]

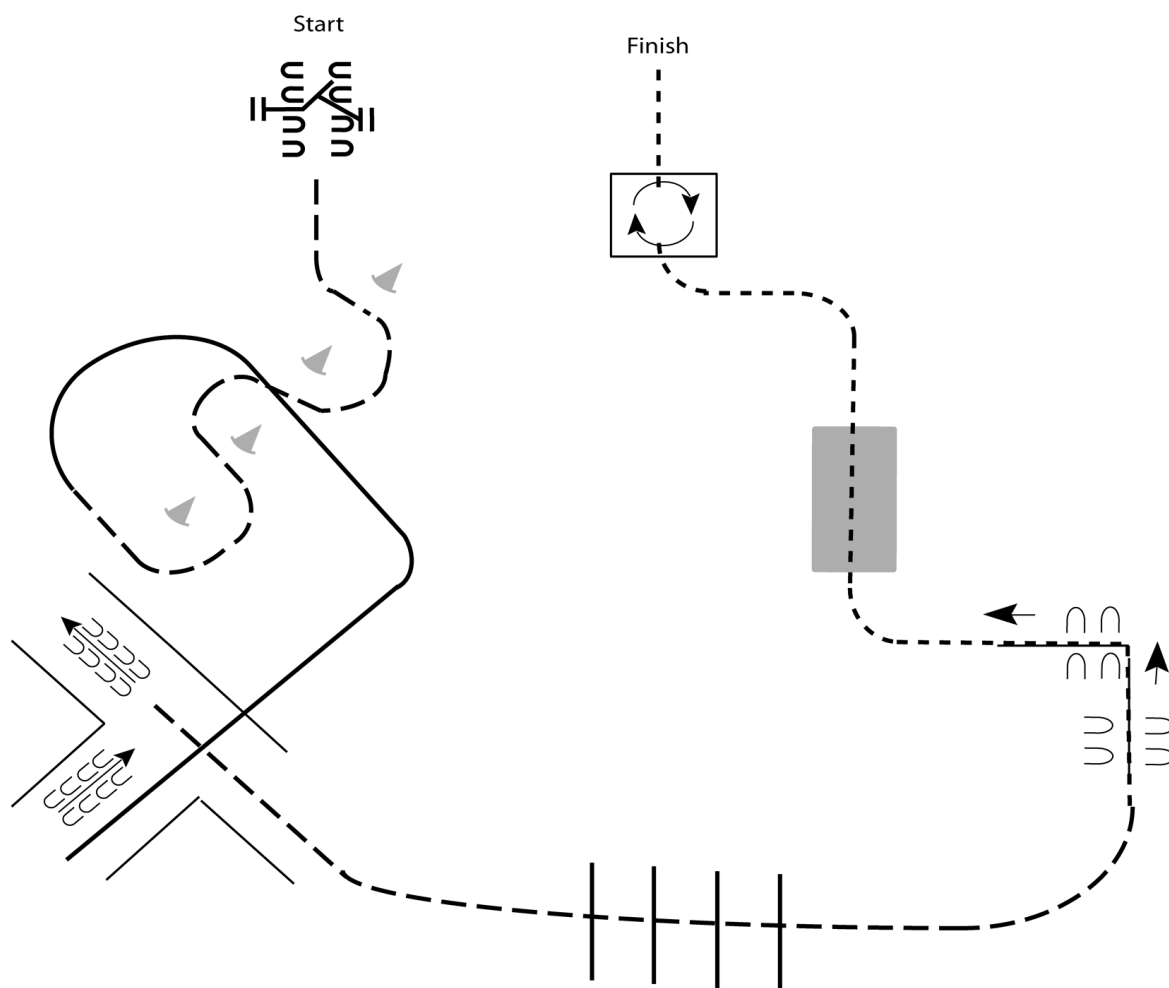
Pattern Provided by:

*The Judges*

# Canada Day Classic

## Level 1 Youth/Amat/Green Horse Trail

Show Date: 07-04-2022



Be ready at start

1. Work gate with the left hand.
2. Jog through cones
3. Lope right lead into chute
4. Back the L
5. Jog over poles to sidepass
6. Sidepass left over poles
7. Walk over bridge and into box
8. Perform a 360 degree turn to the right, walk out of box and to finish

Walk	-----
Jog	- - - - -
Extended Jog	-----
Lope	=====
Leg Yield	
Lead Change	---/---
Back	←←←←←
Marker	ⓑ
Sidepass	←-----→

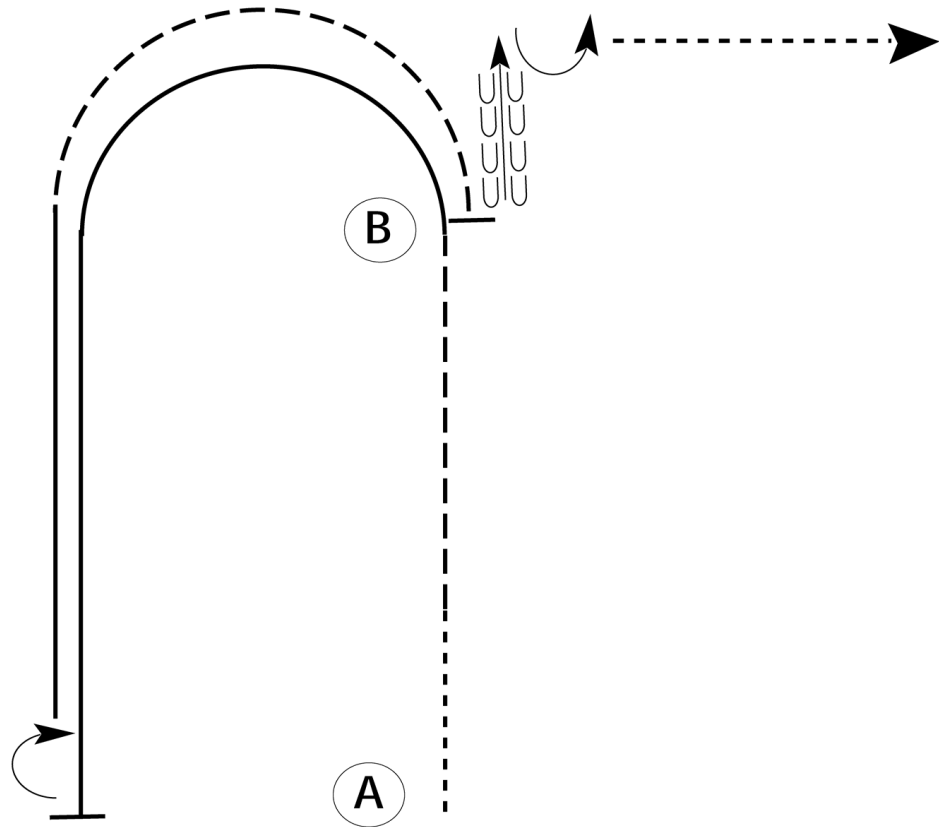
[T/1-2]

Pattern Provided by:  
*Show Management*

# Canada Day Classic

## Horsemanship (AQHA L 1 Youth & Amateur )

Show Date: 07/04/2022



Be ready at A.

1. Walk approximately 2 horse lengths from A.
2. Jog to B.
3. Lope on the left lead in a half circle and then straight until even with A.
4. Stop and perform a 180 degree turn to the right.
5. Lope on the right lead until even with B.
6. Jog to B.
7. Stop at B and back approximately one horse length.
8. Perform a 90 degree turn to the left and walk straight away.

Follow the instructions of your ring steward.

Walk	-----
Jog	- - - - -
Extended Jog	- - - - -
Lope	=====
Lead Change	
Back	
Marker	(B)

[WH/1-84]

Pattern Provided by:  
*The Judges*

# Canada Day Classic

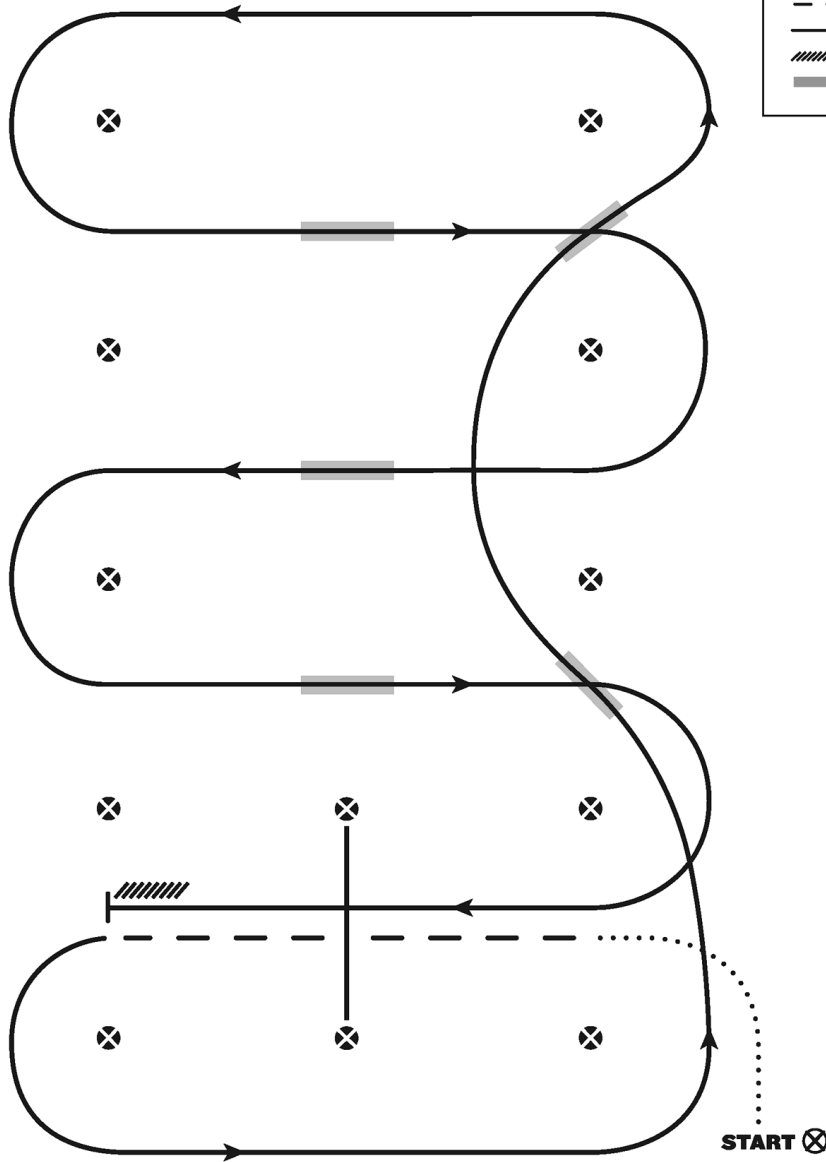
## Western Riding (Green/L 1 Youth & Amateur)

Show Date: 07/04/2022

### LEVEL I WESTERN RIDING PATTERN 9

#### LEGEND

- ..... Walk
- - - - - Jog
- Lope
- /////// Back
- Lead Changing Area



1. Walk at least 15 feet from start cone to the first marker, as drawn, transition to jog, jog over log.
2. Transition to the lope left lead & lope around end
3. First line change
4. Second line change, lope around the end of arena
5. First crossing change
6. Second crossing change
7. Third crossing change
8. Lope over log
9. Lope, stop & back

Revised 06-07-2021

[WR/GP-9]

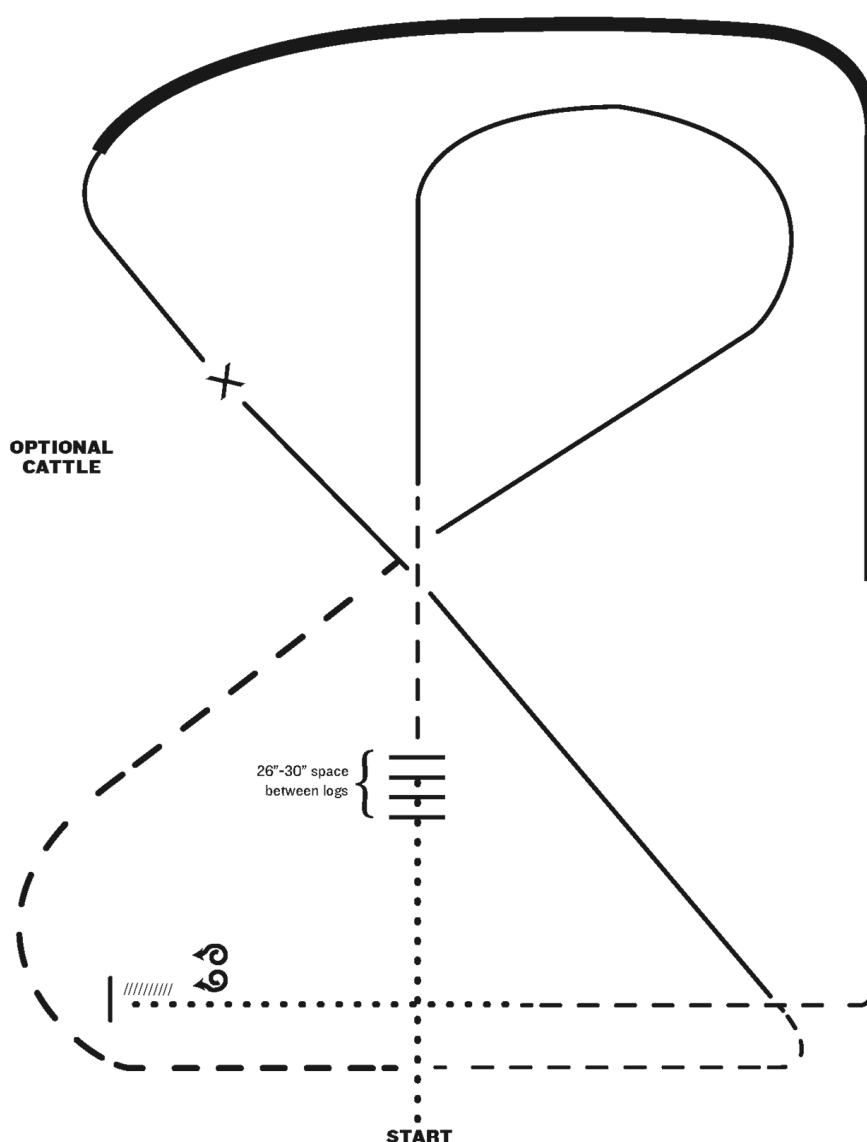
Pattern Provided by:

*The Judges*

# Canada Day Classic

## Ranch Riding (All Ranch Riding )

Show Date: 07/04/2022



1. Walk
2. Walk over logs
3. Trot
4. Lope right lead
5. Extended trot
6. Trot
7. Lope left lead
8. Change leads (simple or flying)
9. Right lead, extended lope
10. Collect Lope
11. Trot
12. Walk
13. Stop and back
14. 360 degree turn each direction (either direction 1st) (L-R or R-L)

Note: The drawn description of this pattern is only intended for the general depiction of the pattern. Exhibitors should utilize the arena space to best exhibit their horses.

[RR/AQHA-5]

Pattern Provided by:

*The Judges*