


MQHA 2022 FALL CLASSIC

PATTERN BOOK



JUDGES: DAN TREIN & GIGI BAILEY

**PLEASE PRINT YOUR OWN COPY – COPIES WILL NOT BE
AVAILABLE AT THE SHOW OFFICE**

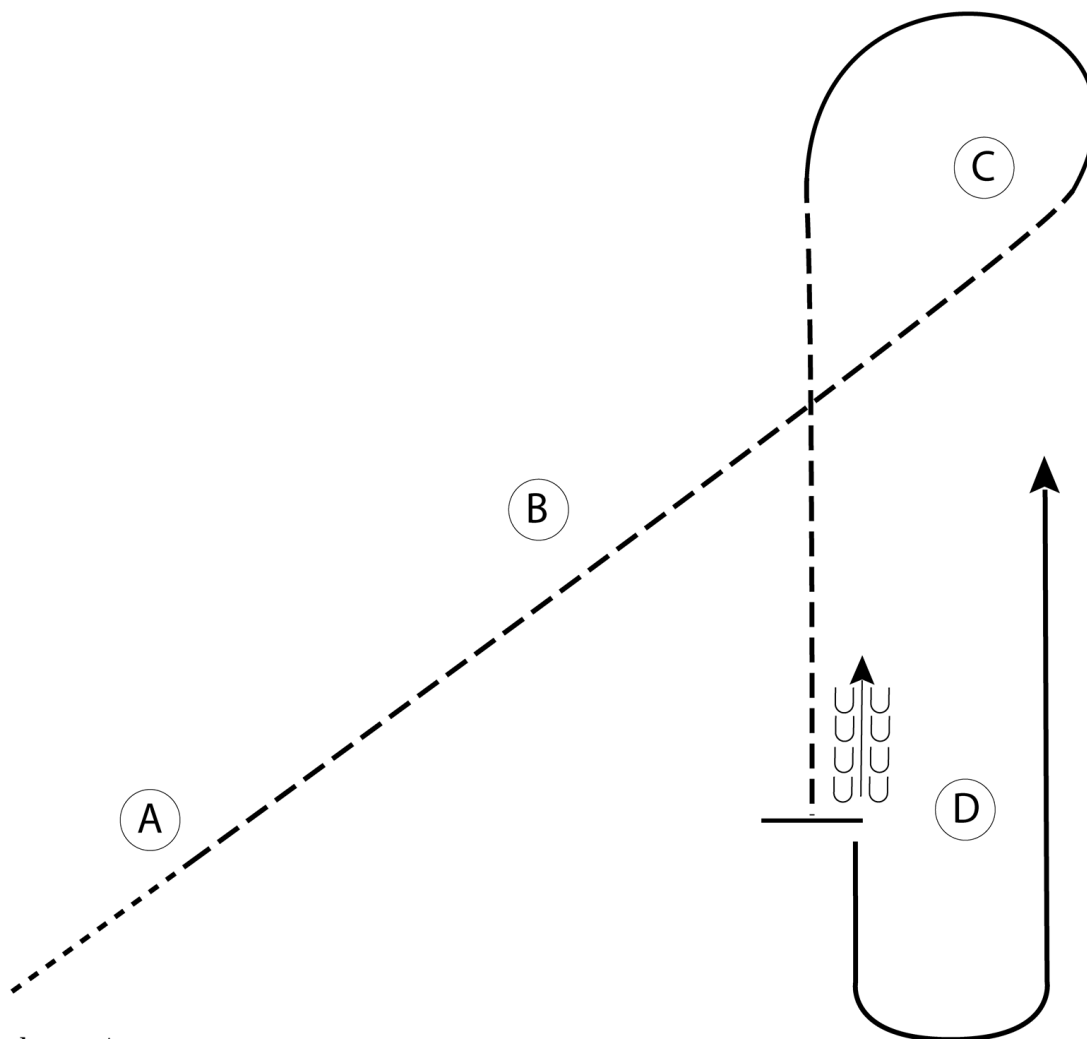
(THEY WILL BE POSTED ON THE PATTERN BOARDS)



2022 MQHA FALL CLASSIC

Hunt Seat Equitation (Youth & Amateur)

Show Date: Sept. 5-6, 2022



Be ready at A.

1. Walk to A.
2. Sitting trot to B.
3. Posting trot on the right diagonal from B to C.
4. At C, counter canter a half circle on the right lead and circle back around to C.
5. At C, drop to a posting trot on the left diagonal to D.
6. Stop at D and back 3 steps
7. Canter left lead to exit.

Walk	-----
Trot	- - - - -
Extended Trot	— — — — —
Canter	—————
Leg Yield	
Lead Change	— / —
Back	← ← ←
Marker	(B)
Sidepass	← — — — — →
Hand Gallop	— — — — —

[HSE/3-1]

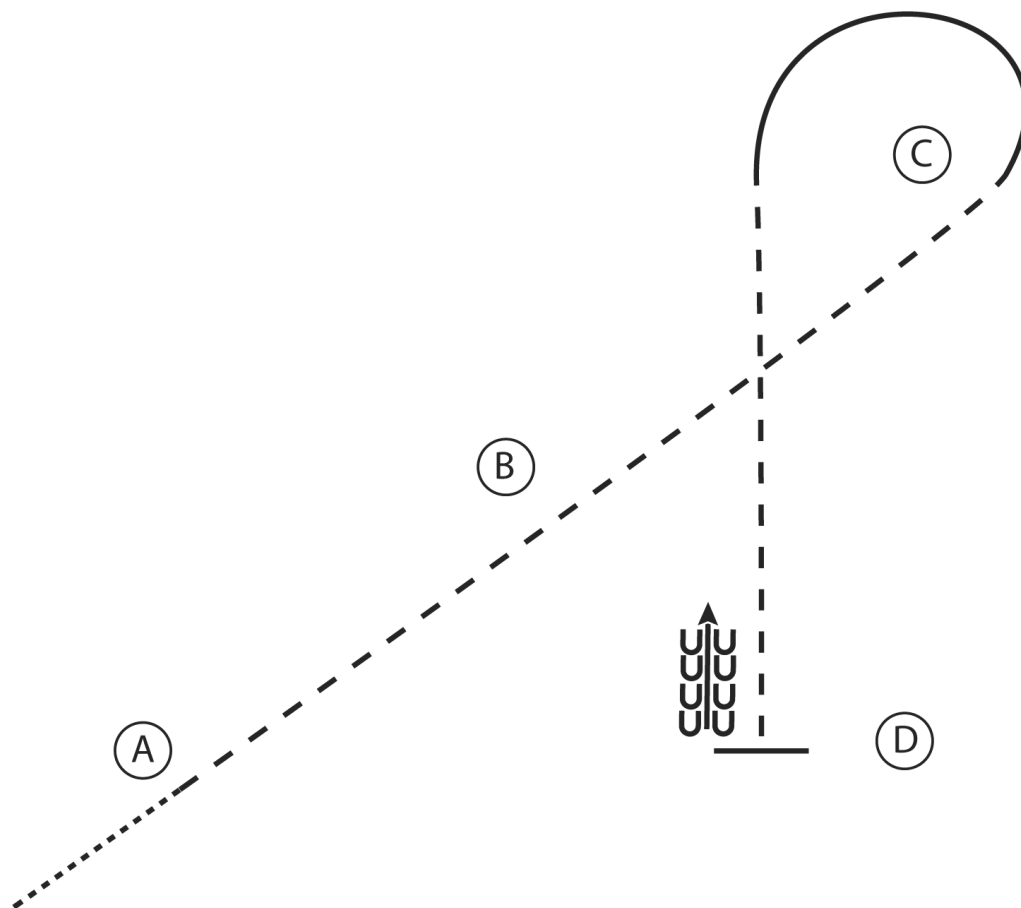
Pattern Provided by:

Dan Trein

2022 MQHA FALL CLASSIC

Hunt Seat Equitation (All L1 Youth & Amateur)

Show Date: Sept. 5-6, 2022



1. Walk to A
2. Sitting trot to B
3. Posting trot to C on the right diagonal
4. At C canter a half circle on the left lead
5. At C posting trot to D on the left diagonal
6. Stop at D and back 4 steps

Walk
Trot	-----
Extended Trot	-----
Canter	=====
Leg Yield	
Lead Change	↗↘
Back	←←←←
Marker	(B)
Sidepass	←---←

[HSE/2-2]

Pattern Provided by:

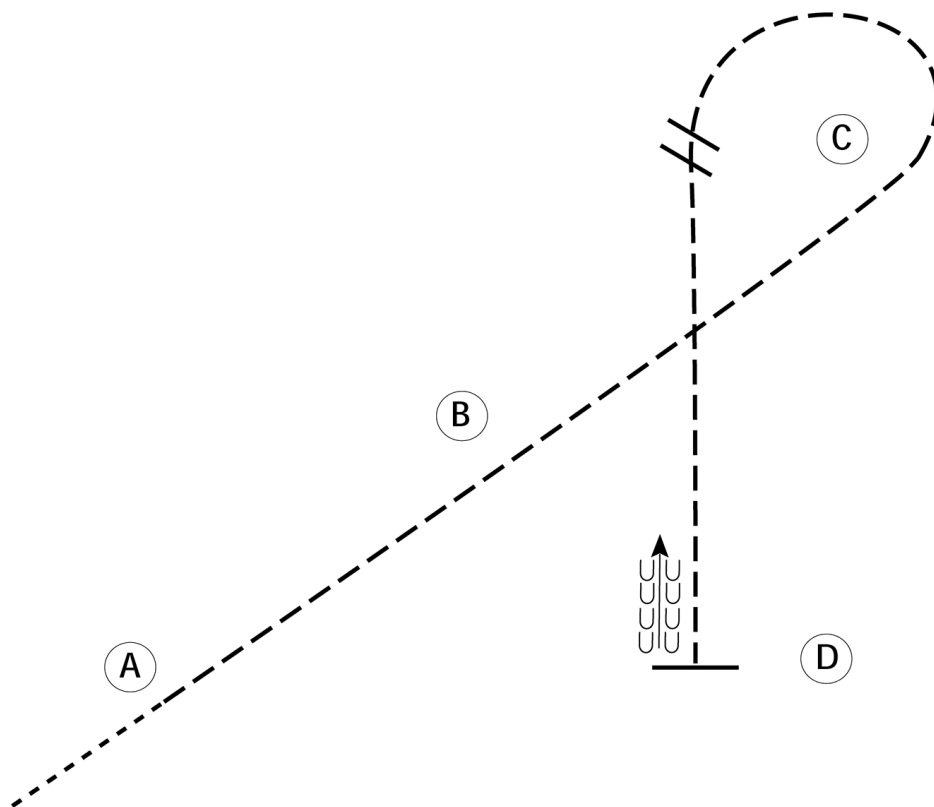
Dan Trein

2022 MQHA FALL CLASSIC

Hunt Seat Equitation (Youth & Amateur W/T)

R. Stevens Mechanical Walk/Jog \$250.00 + Added Futurity

Show Date: Sept. 5-6, 2022



Be ready before A.

1. Walk to A.
2. Sitting trot to B.
3. Posting trot on the right diagonal to and around C.
4. At C, change diagonals.
5. Posting trot on the left diagonal to D.
6. Stop at D. Back approximately one horse length.
7. Follow the instructions of your ring steward.

Walk	-----
Trot	- - - - -
Extended Trot	— — — — —
Canter	—————
Leg Yield	
Lead Change	↖ ↗
Back	← ← ← ← ←
Marker	(B)
Sidepass	← — — — — →
Hand Gallop	— — — — —

[HSE/WT-14]

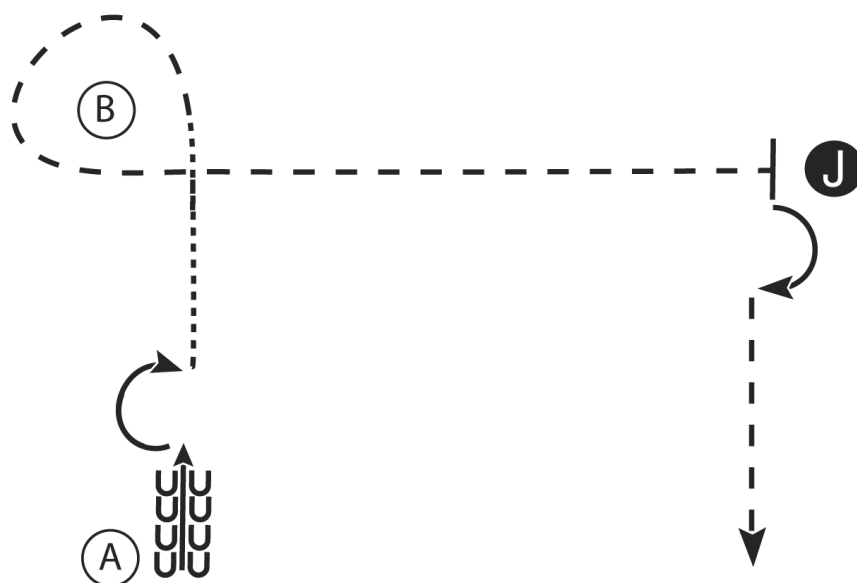
Pattern Provided by:

Dan Trein

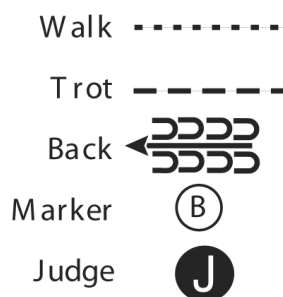
2022 MQHA FALL CLASSIC

Showmanship (All except walk/jog)

Show Date: Sept. 5-6, 2022



1. At A back 4 steps
2. Perform a 180 degree turn
3. Walk to B
4. At B trot around B and to the judge, set up for inspection
5. When dismissed perform a 90 degree turn and trot straight away from the judge



[S/2-1]

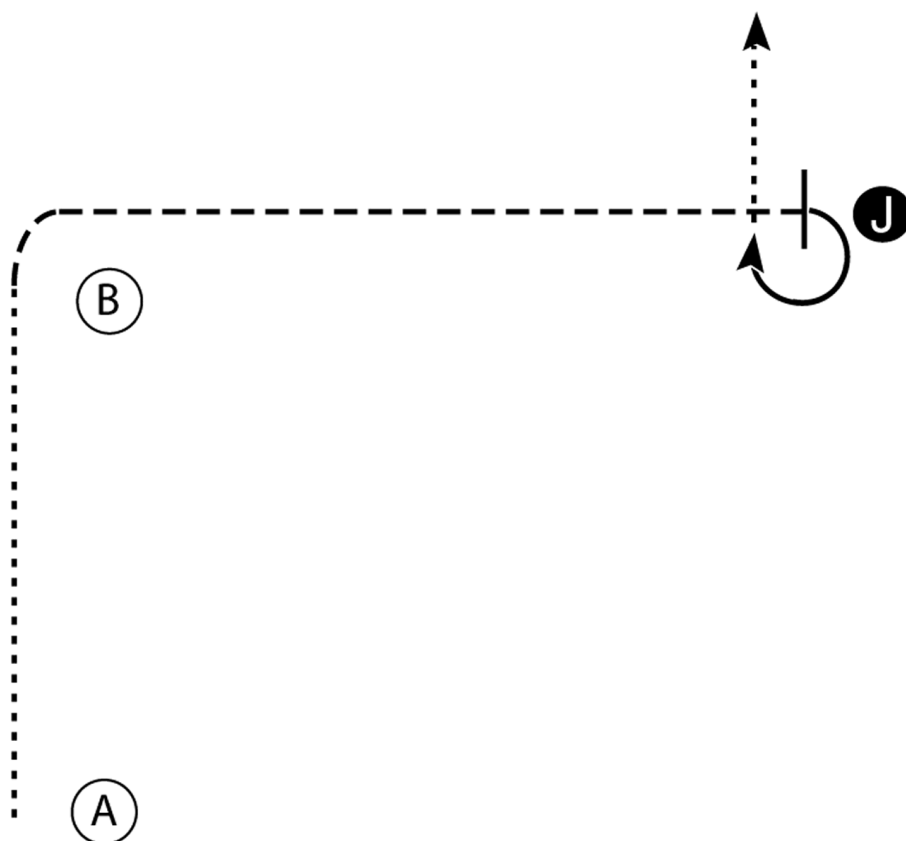
Pattern Provided by:

Dan Trein

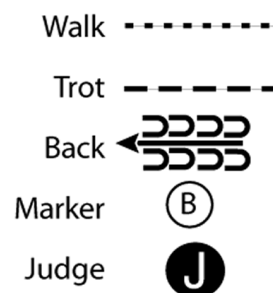
2022 MQHA FALL CLASSIC

Showmanship L1 Youth & Amateur Walk/Jog

Show Date: Sept. 5-6, 2022



1. Walk from A to B.
2. Trot from B to the Judge.
3. Stop and set up for inspection.
4. When dismissed perform a 270 degree turn and walk straight away from the Judge.



[S/WT-2]

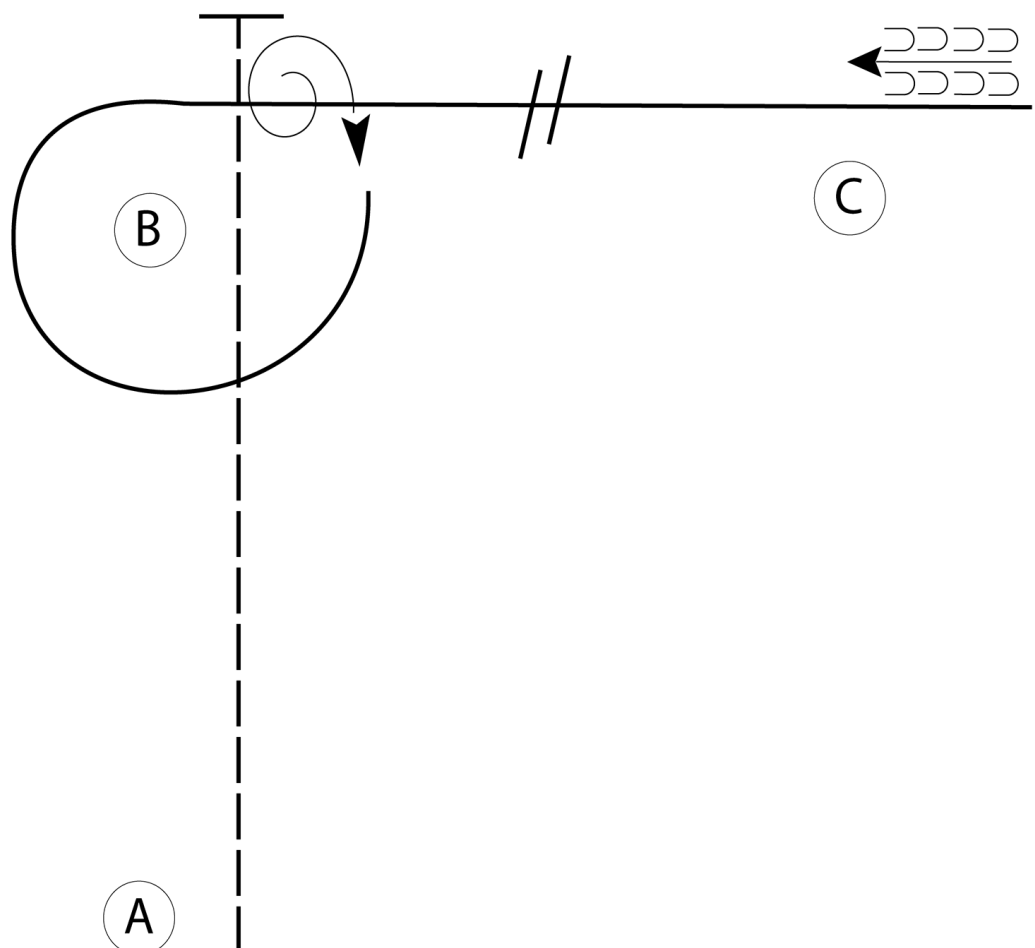
Pattern Provided by:

Dan Trein

2022 MQHA FALL CLASSIC

Horsemanship (Youth & Amateur)

Show Date: Sept. 5-6, 2022



Be ready at A.

1. Perform an extended jog from A past B
2. Stop past B and perform a 540 degree turn to the right.
3. Lope on the right lead around B and continue towards C.
4. Half way between B and C perform a simple lead change.
5. Continue to lope past C and stop.
6. Back to C.

Follow the instructions of your ring steward.

Walk	-----
Jog	-----
Extended Jog	-----
Lope	-----
Leg Yield	
Lead Change	---/---
Back	← ← ← ← ←
Marker	⊙ B
Sidepass	←-----→

[WH/3-6]

Pattern Provided by:

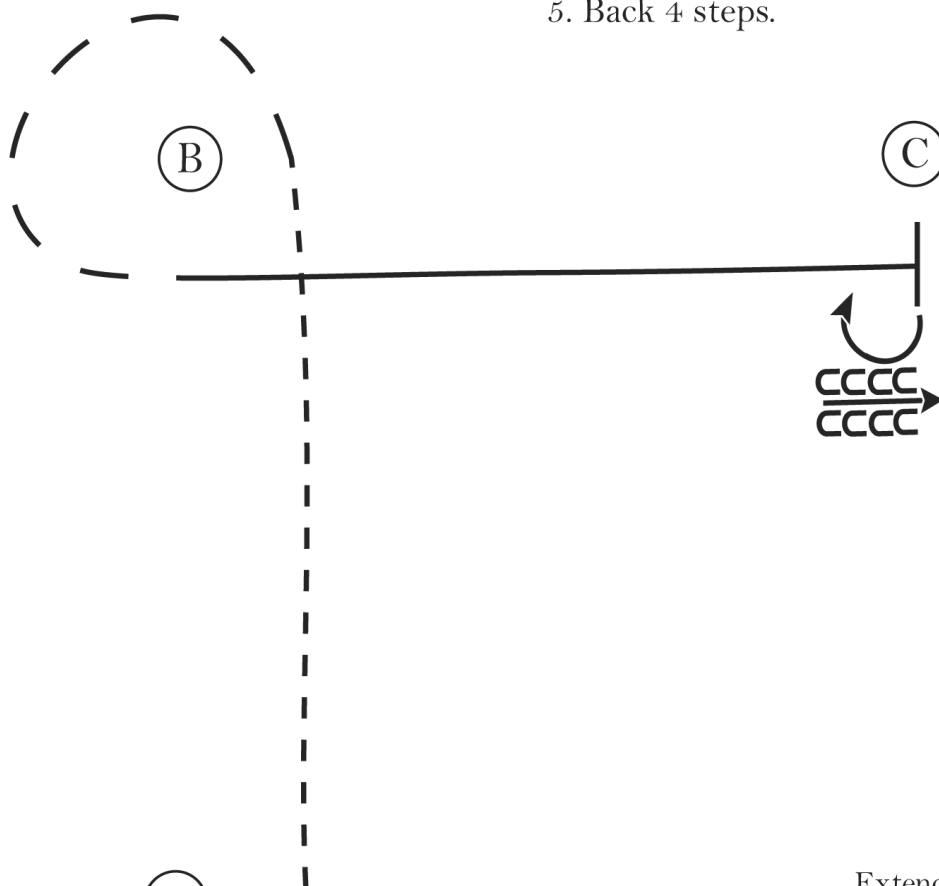
Dan Trein

2022 MQHA FALL CLASSIC

Western Horsemanship (L1 Youth & Amateur)

Show Date: Sept. 5-6, 2022

1. Jog A to B.
2. At B extend the jog in a circle around B.
3. At B lope on the right lead to C.
4. Stop at C and perform a 180 degree turn to the right.
5. Back 4 steps.



Walk
Jog	-----
Extended Jog	-----
Lope	=====
Leg Yield	
Lead Change	///
Back	CCCC
Marker	(B)
Sidepass	←-----→

[WH/1-37]

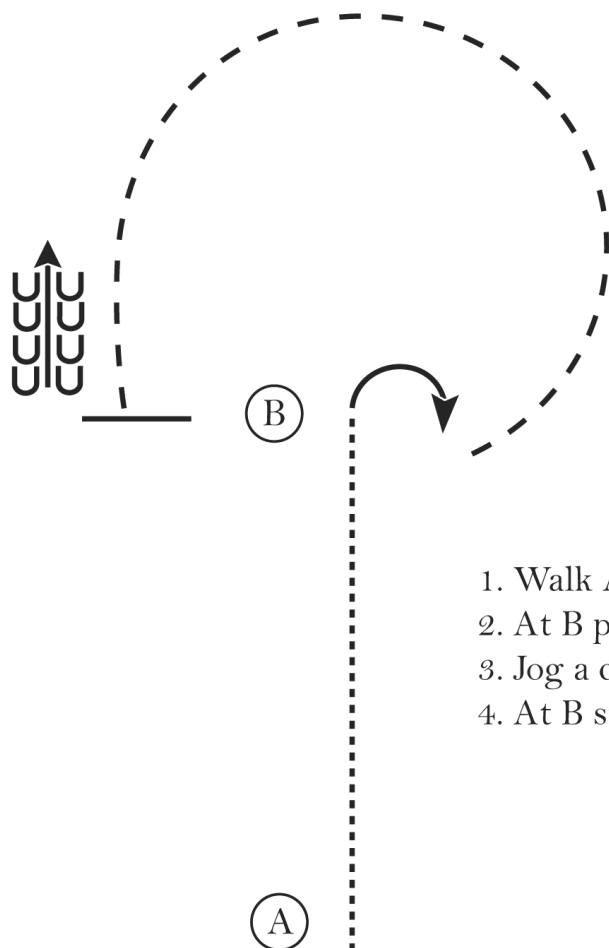
Pattern Provided by:

Dan Trein

2022 MQHA FALL CLASSIC

Horsemanship (L1 Youth & Amateur W/J)

Show Date: Sept. 5-6, 2022



1. Walk A to B
2. At B perform a 90 degree turn to the right
3. Jog a circle around B
4. At B stop and back 4 steps

Walk
Jog	-----
Extended Jog	-----
Lope	=====
Leg Yield	
Lead Change	↗↘
Back	←←←←←
Marker	(B)
Sidepass	←---→

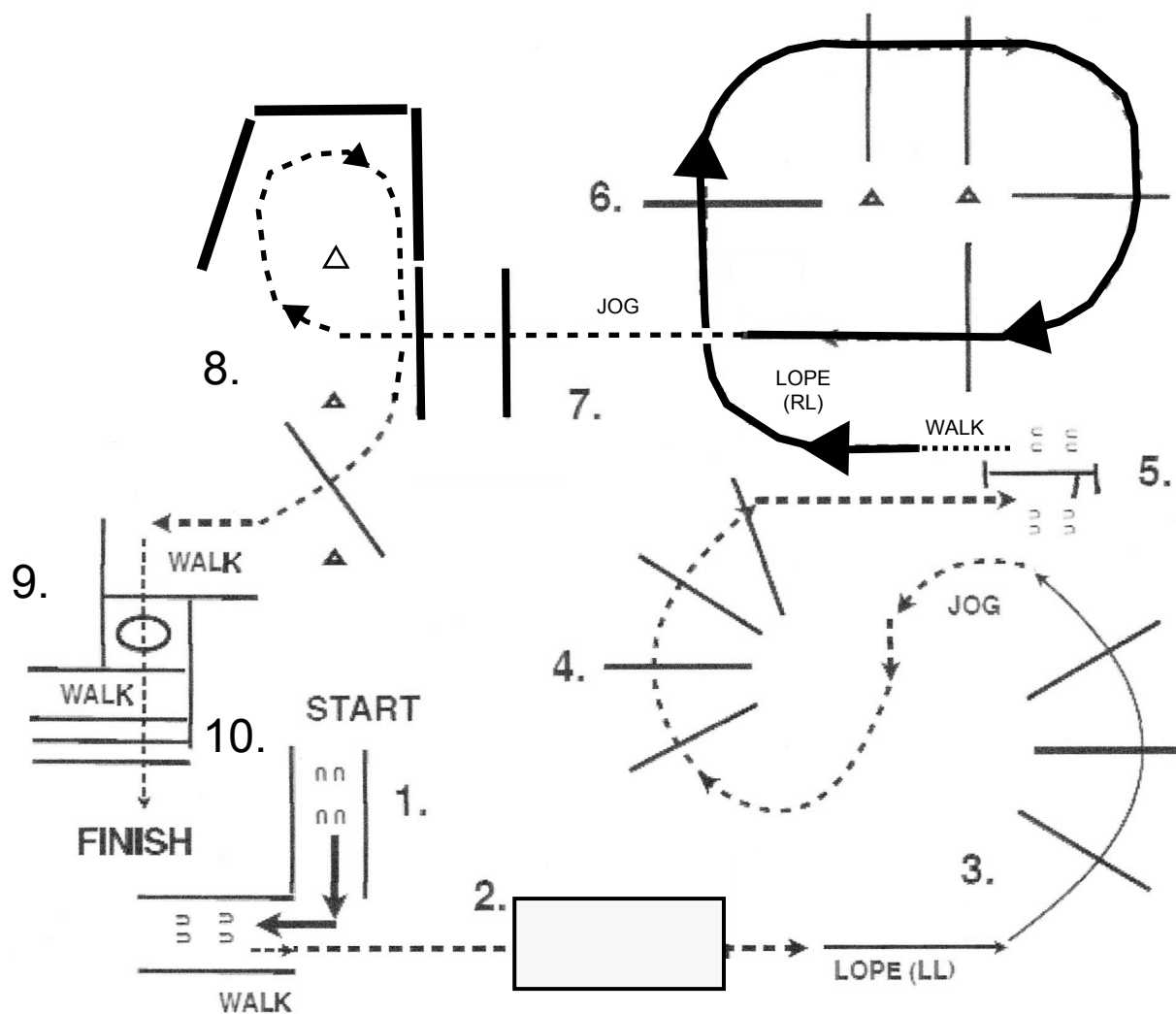
[WH/WT-7]

Pattern Provided by:

Dan Trein

MQHA FALL CLASSIC
SEPTEMBER 5 & 6, 2022
OPEN, YOUTH & AMATEUR TRAIL
\$250+ADDED TRAIL MQHA NON PRO FUTURITY

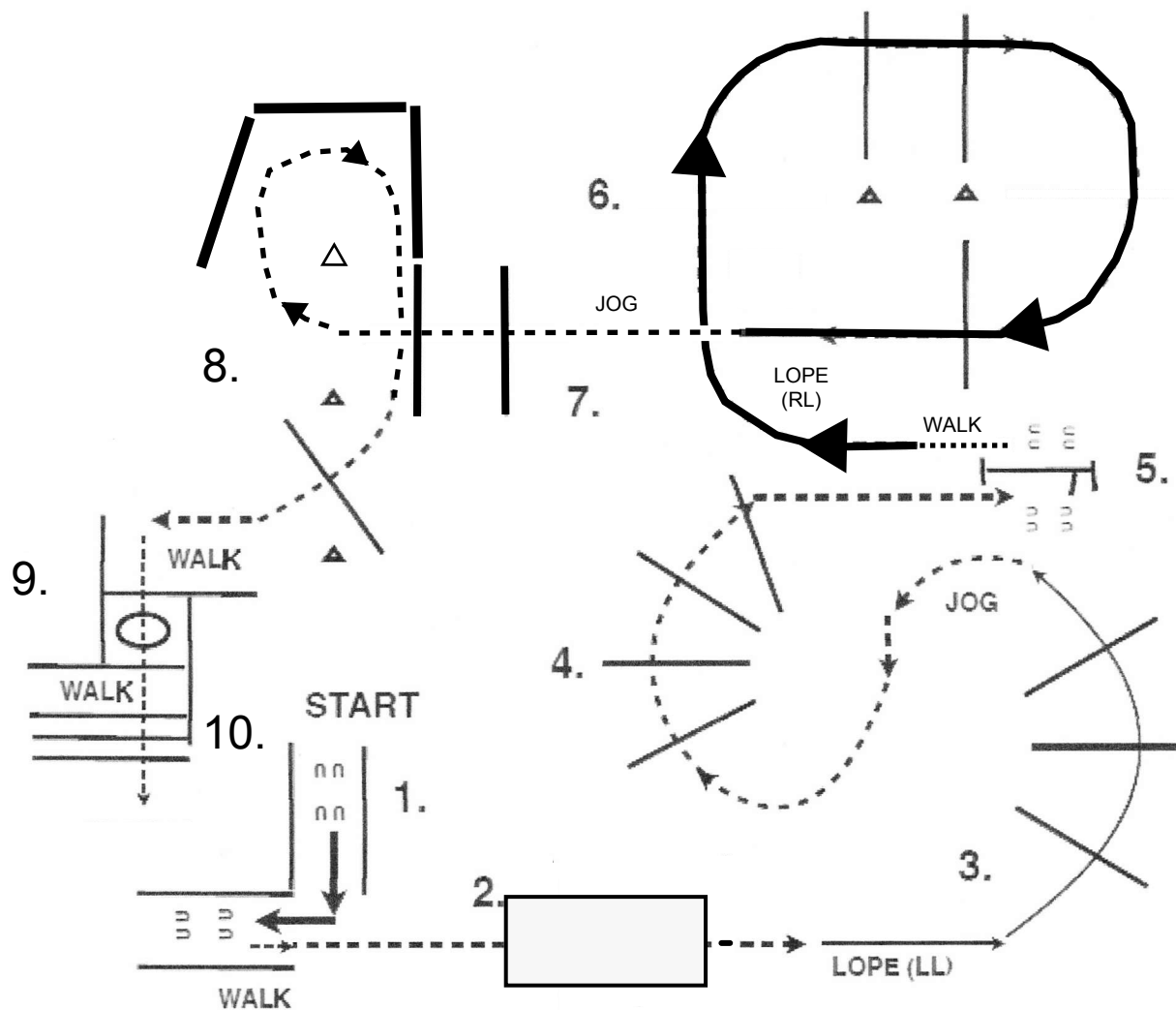
MARITIME
 QUARTER
HORSE
 ASSOCIATION



1. BE IN CHUTE, BACK THRU "L"
2. WALK TO AND OVER BRIDGE
3. LOPE OVER 3 POLES (LL)
4. JOG OVER POLES, JOG TO GATE.
5. GATE, LH OPEN, WALK OVER POLE, CLOSE GATE
6. WALK A FEW STEPS, LOPE (RL) OVER 5 POLES
7. BREAK TO JOG, JOG 2 POLES
8. JOG AROUND CONE AND OVER POLE
9. STOP OR BREAK TO WALK, WALK INTO BOX, EXECUTE A 360 TURN EITHER WAY
10. WALK OUT OF BOX, WALK OVER POLES, PATTERN IS COMPLETE

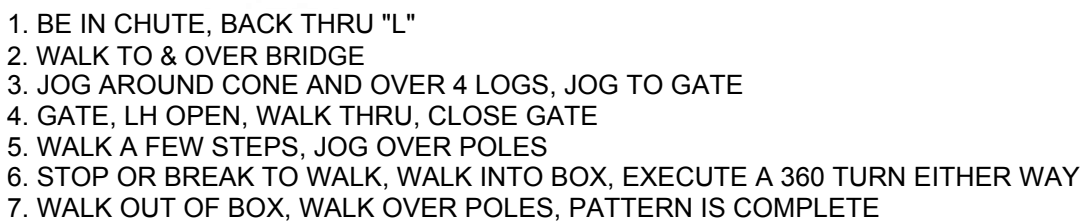
MQHA FALL CLASSIC
 SEPTEMBER 5 & 6, 2022
 LEVEL 1 GREEN, YOUTH & AMATEUR TRAIL

MARITIME
 QUARTER
HORSE
 ASSOCIATION



1. BE IN CHUTE, BACK THRU "L"
2. WALK OVER BRIDGE
3. LOPE OVER 3 POLES (LL)
4. JOG OVER POLES, JOG TO GATE.
5. GATE, LH OPEN, WALK OVER POLE, CLOSE GATE
6. WALK A FEW STEPS, LOPE (RL) OVER 3 POLES
7. BREAK TO JOG, JOG 2 POLES
8. JOG AROUND CONE AND OVER POLE
9. STOP OR BREAK TO WALK, WALK INTO BOX, EXECUTE A 360 TURN EITHER WAY
10. WALK OUT OF BOX, WALK OVER POLES, PATTERN IS COMPLETE

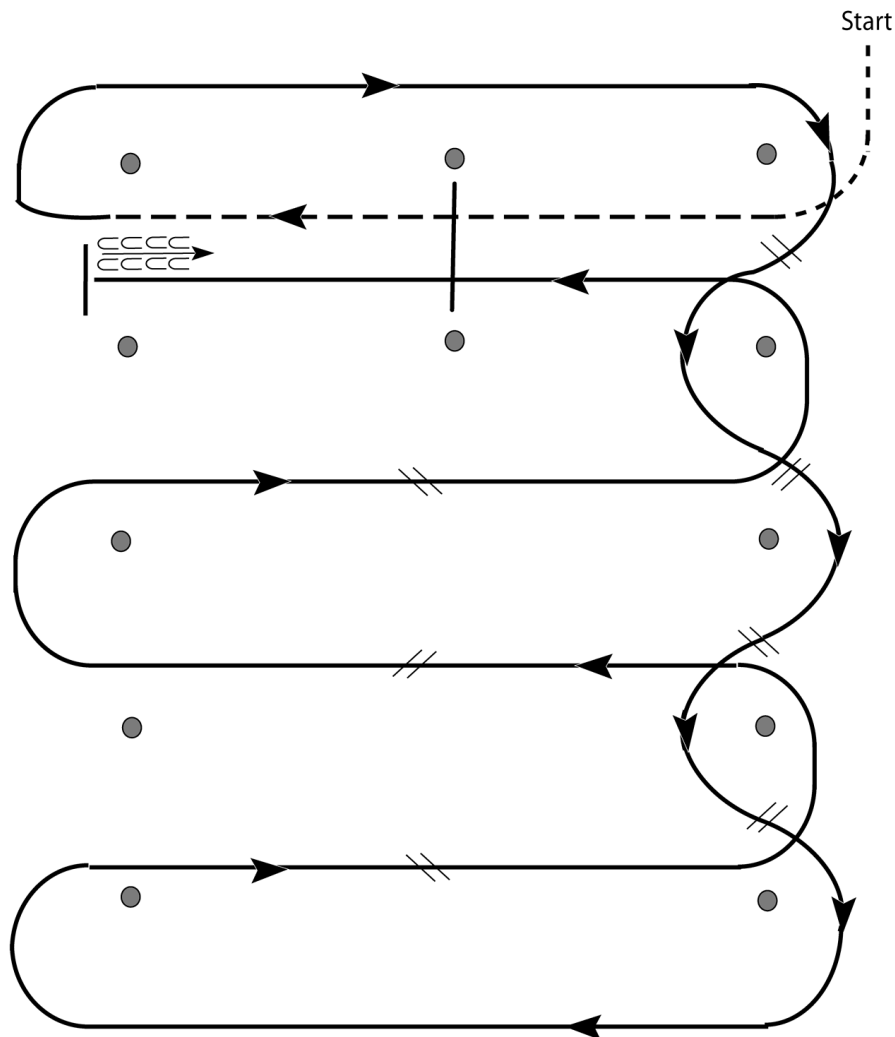
MARITIME
QUARTER
HORSE
ASSOCIATION



2022 MQHA FALL CLASSIC

Western Riding (OPEN / YOUTH / AM)

Show Date: Sept. 5-6, 2022



1. Walk, transition to jog, jog over log.
2. Transition to right.
3. First line change.
4. Second line change.
5. Third line change.
6. Fourth line change.
7. First crossing change.
8. Second crossing change.
9. Third crossing change.
10. Lope over log.
11. Lope, stop and back.

[WR/OP-4]

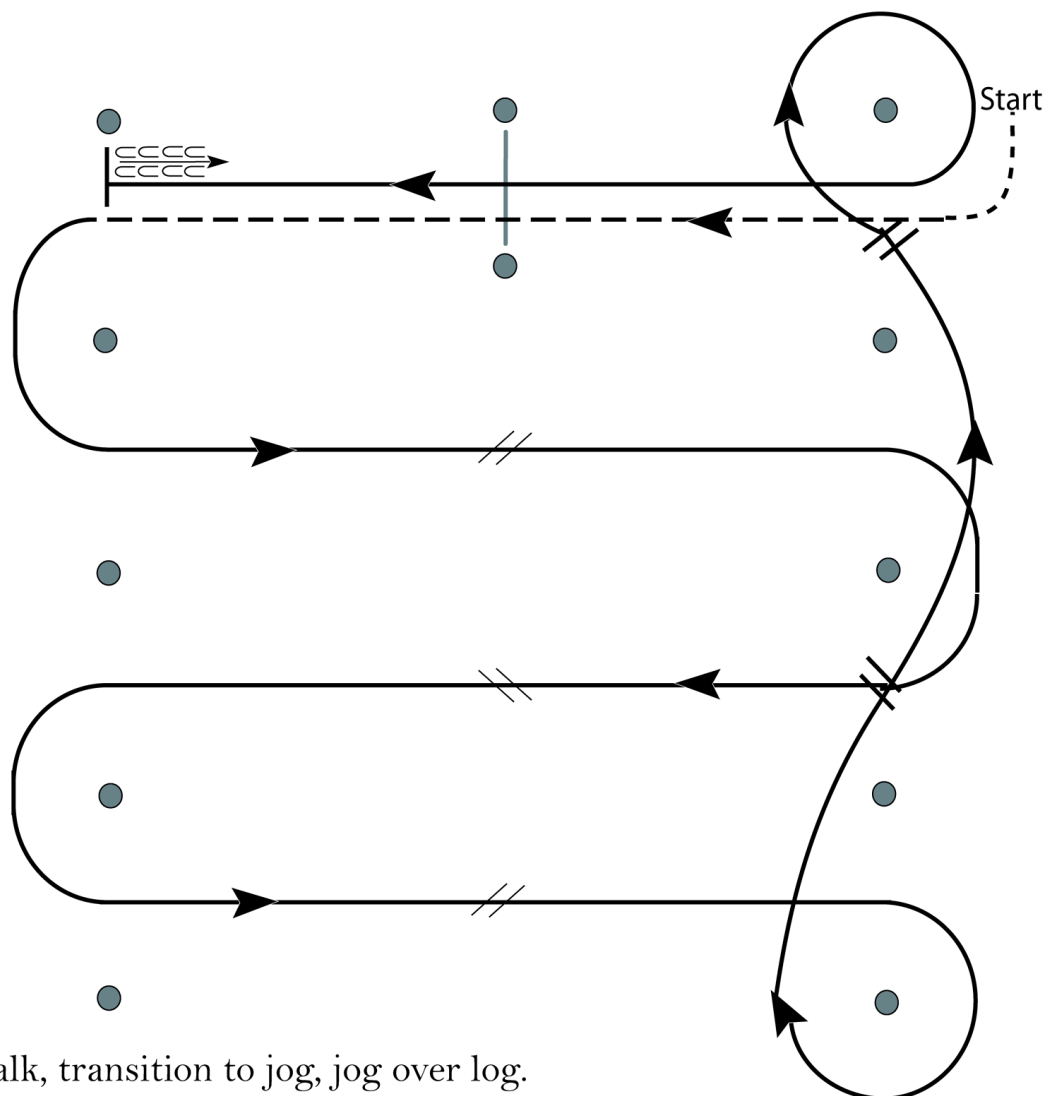
Pattern Provided by:

Dan Trein

2022 MQHA FALL CLASSIC

Western Riding (L1 only)

Show Date: Sept. 5-6, 2022



1. Walk, transition to jog, jog over log.
2. Transition to left lead lope.
3. First crossing change.
4. Second crossing change.
5. Third crossing change.
6. Circle and first line change.
7. Second line change and circle.
8. Lope log.
9. Stop and back.

[WR/GP-2]

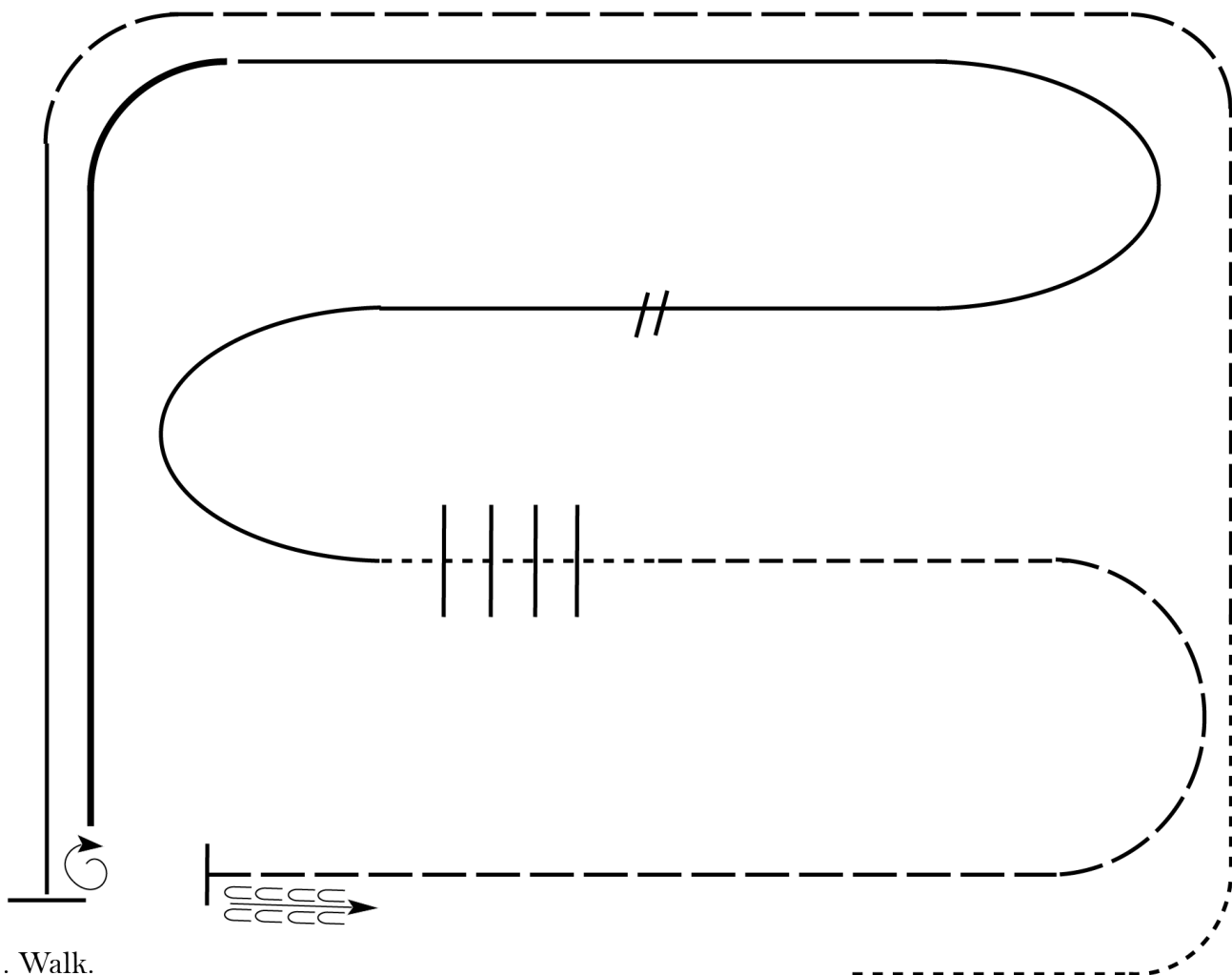
Pattern Provided by:

Dan Trein

2022 MQHA FALL CLASSIC

Ranch Riding

Show Date: Sept. 5-6, 2022



1. Walk.
2. Trot
3. Extended trot.
4. Left lead lope
5. Stop, 1 1/2 turn right
6. Extended lope
7. Collect to working lope-right lead
8. Change leads (simple or flying)
9. Walk
10. Walk over logs
11. Trot
12. Extended trot
13. Stop and back

Walk	-----
Jog	-----
Extended Jog	-----
Lope	-----
Lead Change	
Back	
Marker	(B)

[RR/2]

Pattern Provided by:

Dan Trein